27th IHF Women's World Championship 2025

Final Round, Quarterfinals

Match Team Statistics
Match No. 100

Netherlands 28 - 23 Hungary

(14 - 9) (14 - 14)

10.12.2025. 18:00
Attendance: 9000
Ahoy Arena

Referees: Mads Hansen (DEN) / Jesper Madsen (DEN)

Netherlands

Players			Goals / shots									Attack					Def.			Penalties				TP
#	Surname and name	S	Tot.	%	9m	6m	Wing	7m	FB	Brk.	LD	As.	PC	E7	E2	TF	St.	C7	Blk	YC	2m	R	B	
4	VAN MAURIK Alieke																							
8	ABBINGH Lois											1	1			1								9:02
9	NÜSSER Larissa	S	3/5	60	1/1					2/4		4	1	1	2	4	2							55:36
12	VAN WETERING Bo	S	5/7	71			2/4		3/3					1	1		1							54:23
14	VAN DER HELM Judith																							0:40
18	DULFER Kelly	S	3/6	50						2/5	1/1		2	2	1	4	2	1	2		2	1		49:39
19	FRERIKS Merel																							
22	SPRENGERS Zoë																							5:18
24	MAARSCHALKERWEERD Romée	S	1/3	33		0/2			1/1							1	1	1	1		2			50:52
26	MALESTEIN Angela	S	4/7	57			1/3	3/4																53:03
30	DUIJNDAM Rinka																							0:13
31	VOLLEBREGT Kelly		1/2	50			1/2																	6:42
38	TEN HOLTE Yara	S										2												54:34
44	VAN DER VLIET Nikita		3/5	60		1/3			2/2						1									23:27
48	HOUSHEER Dione	S	8/15	53	4/6			0/1		4/8		5	4	1				1	1					49:17
79	POLMAN Estavana		0/1	0						0/1		1				1								7:14
	Team / bench																							
	TOTAL		28/51	55	5/7	1/5	4/9	3/5	6/6	8/18	1/1	13	8	5	5	11	6	3	4	0	4	1	0	

Goalkeepers		Saves / shots								
#.	Surname and name	Tot.	%	9m	6m	Wing	7m	FB	Brk.	LD
30	DUIJNDAM Rinka	0/1	0				0/1			
38	TEN HOLTE Yara	15/37	41	6/10	1/3	3/7	0/2	0/1	5/14	
	TOTAL	15/38	39	6/10	1/3	3/7	0/3	0/1	5/14	0/0

Coach: **Henrik Signell**

Number of attacks: 56, Efficiency: 50%, Average Duration: 29.82 seconds

Attack by type of defense

	Shots	9m	6m	Wing	TF	E7	E2
On def. 6-0	17/38	5/7	0/4	4/9	10	5	4
On def. 5-1	1/1	0/0	1/1	0/0	1	0	1
Fastbreak	6/6				0	0	0

Defense by type

	Total	9m	6m	Wing	Stl.	C7	2m
Def. 6-0	19/41	4/17	2/3	4/7	6	3	0
Fastbreak	1/1				0	0	4

Attack with superiority / minority / goalkeeper out

	Attack				Reaction		
	Att.	Eff.	Shots	TF	FB	LD	Tot.
7 on 6 (GK out)	1	100%	1/1	0	0/0	0/0	0/0
6 on 6 (GK out)	8	50%	4/6	2	0/0	0/1	0/1
6 on 6	36	44%	16/29	7			
6 on 5	11	64%	7/9	2			

Player superiority / GK out counted at the end of attack (in case it changes during attack)

Defense with superiority / minority / goalkeeper out

	Attack				Reaction		
	Att.	Eff.	Shots	TF	FB	LD	Tot.
7 on 6 (GK out)	2	50%	1/2	0	0/0	0/0	0/0
6 on 6 (GK out)	5	40%	2/3	2	1/1	0/0	1/1
6 on 6	39	38%	15/29	10			
5 on 6	1	0%	0/1	0			
6 on 5	10	50%	5/7	3			

Numbers show attacking numbers of oponnent. Lower efficiency of oponnent means better defense of this team

#	Jersey number	**Tot.**	Total shooting	**6m**	6m (line) shooting	**9m**	9m shooting	**Wng**	Wing shooting	**FB**	Fastbreak sh.	**7m**	7m penalty sh.
Brk.	Breakthrough sh.	**LD**	Long distance sh.	**As.**	Assists	**PC**	Pass clear chance	**E7**	Eearned 7m pen.	**TF**	Technical faults	**St.**	Steals
2m	2m punishments	**C7.**	Commited 7m	**E2**	Eearned 2m pun.	**YC.**	Yellow cards	**R/B**	Red/Blue cards	**Blk.**	Blocks	**S**	Starting Line-up

27th IHF Women's World Championship 2025

Final Round, Quarterfinals

Match Team Statistics
Match No. 100

Netherlands 28 - 23 Hungary

(14 - 9) (14 - 14)

10.12.2025. 18:00
Attendance: 9000
Ahoy Arena

Referees: Mads Hansen (DEN) / Jesper Madsen (DEN)

Shot distribution by player

4 A. Van Maurik

8 L. Abbingh

9 L. Nüsser

1/1		
	1/1	1/2

1 post

12 B. Van Wetering

2/2		
1/1	2/3	

1 miss.

14 J. Van Der Helm

18 K. Dulfer

	1/1	
0/1	1/2	1/1

1 post

19 M. Freriks

22 Z. Sprengers

24 R. Maarschalkerweerd

		1/2
0/1		

26 A. Malestein

0/1	0/1	
4/4		

1 miss.

31 K. Vollebregt

1/1	0/1	

44 N. Van Der Vliet

		1/1
	1/1	
0/1		1/1

1 miss.

48 D. Housheer

1/1		2/2
	0/1	
3/4	0/1	2/2

3 post 1 block

79 E. Polman

		0/1

TOTAL

5/6	0/2	4/5
0/1	2/3	
8/11	4/7	5/7

5 post 3 miss. 1 block

Saves distribution goalkeepers

30 R. Duijndam

0/1		

38 Y. Ten Holte

4/10	3/5	2/4
3/4	1/1	
0/5	1/2	1/6

TOTAL

4/11	3/5	2/4
3/4	1/1	
0/5	1/2	1/6

Shots by position

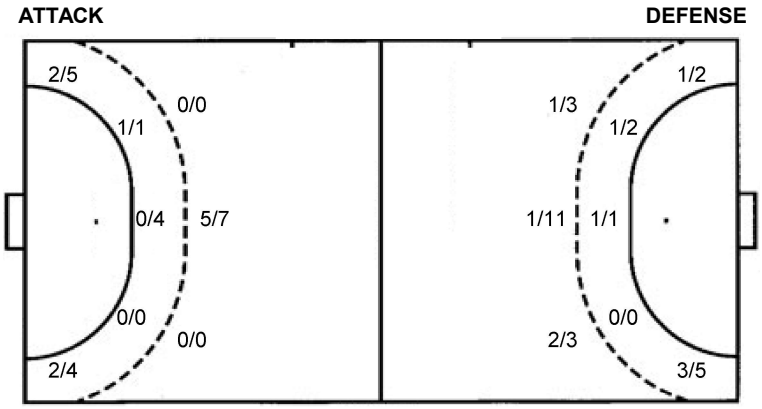

7m penalties	3/5	7m penalties	3/3
Fastbreak	6/6	Fastbreak	1/1
Breakthrough	8/18	Breakthrough	9/14
Long dist.	1/1	Long dist.	0/1

Shooting statistics

Position	Goals	Sav.	Miss.	Post	Blk.	Total	%
Back (9m)	5	1	0	0	1	7	71
Line (6m)	1	3	1	0	0	5	20
Wing	4	3	2	0	0	9	44
7m penalties	3	2	0	0	0	5	60
Fastbreak	6	0	0	0	0	6	100
Breakthrough	8	5	0	5	0	18	44
Total	**27**	**14**	**3**	**5**	**1**	**50**	**54**

#	Jersey number	**Tot.**	Total shooting	**6m**	6m (line) shooting	**9m**	9m shooting	**Wng**	Wing shooting	**FB**	Fastbreak sh.	**7m**	7m penalty sh.
Brk.	Breakthrough sh.	**LD**	Long distance sh.	**As.**	Assists	**PC**	Pass clear chance	**E7**	Eearned 7m pen.	**TF**	Technical faults	**St.**	Steals
2m	2m punishments	**C7.**	Commited 7m	**E2**	Eearned 2m pun.	**YC.**	Yellow cards	**R/B**	Red/Blue cards	**Blk.**	Blocks	**S**	Starting Line-up

27th IHF Women's World Championship 2025

Final Round, Quarterfinals

Match Team Statistics
Match No. 100

Netherlands 28 - 23 Hungary

(14 - 9) (14 - 14)

10.12.2025. 18:00
Attendance: 9000
Ahoy Arena

Referees: Mads Hansen (DEN) / Jesper Madsen (DEN)

Hungary

Players			Goals / shots									Attack					Def.			Penalties				TP
#	Surname and name	S	Tot.	%	9m	6m	Wing	7m	FB	Brk.	LD	As.	PC	E7	E2	TF	St.	C7	Blk	YC	2m	R	B	
4	TÖVIZI Petra Anita	S	1/2	50		1/2											1							46:12
5	CSÍKOS Luca		3/3	100						3/3			1				1							12:58
9	HÁRSFALVI Júlia		1/1	100					1/1							1		1						28:30
10	FARAGÓ Lea																							
11	ALBEK Anna		3/5	60	2/4					1/1			1		1	3			1					22:36
17	FALUSI-UDVARDI Laura	S	1/2	50			1/2																	19:59
18	KOVÁCS Anett		2/3	67			2/3									1								35:59
19	MÁRTON Gréta		2/3	67		1/1	1/2																	30:00
28	PAPP Nikoletta	S															1	2			1			29:20
31	SZEMEREY Zsófi	S																						41:36
38	VÁMOS Petra	S	3/7	43	0/3					3/4		2	1		3	4								34:19
42	KLUJBER Katrin Gitta	S	3/8	38	0/2			2/2		1/3	0/1	1				2	2	1				1		29:40
58	BORDÁS Réka													1				1			2			17:01
59	KUCZORA Csenge	S	1/6	17	1/6							1									1			27:44
61	JANURIK Kinga																							13:59
77	SIMON Petra		3/6	50	1/2			1/1		1/3		1	1	2	1	4								30:07
	Team / bench																			1				
	TOTAL		23/46	50	4/17	2/3	4/7	3/3	1/1	9/14	0/1	5	4	3	5	15	5	5	1	1	4	1	0	

Goalkeepers		Saves / shots								
#.	Surname and name	Tot.	%	9m	6m	Wing	7m	FB	Brk.	LD
31	SZEMEREY Zsófi	8/29	28	1/5	2/3	3/6	1/3	0/5	1/7	
61	JANURIK Kinga	6/11	55	0/1	1/1	0/1	1/2		4/6	
	TOTAL	14/40	35	1/6	3/4	3/7	2/5	0/5	5/13	0/0

Coach: **Vlagyimir Alexandrovics Golovin**

Number of attacks: 57, Efficiency: 40%, Average Duration: 33.58 seconds

Attack by type of defense

	Shots	9m	6m	Wing	TF	E7	E2
On def. 6-0	19/41	4/17	2/3	4/7	15	3	5
Fastbreak	1/1				0	0	0

Defense by type

	Total	9m	6m	Wing	Stl.	C7	2m
Def. 6-0	17/38	5/7	0/4	4/9	5	5	0
Def. 5-1	1/1	0/0	1/1	0/0	0	0	0
Fastbreak	6/6				0	0	4

Attack with superiority / minority / goalkeeper out

	Attack				Reaction		
	Att.	Eff.	Shots	TF	FB	LD	Tot.
7 on 6 (GK out)	2	50%	1/2	0	0/0	0/0	0/0
6 on 6 (GK out)	5	40%	2/3	2	1/1	0/0	1/1
6 on 6	39	38%	15/29	10			
5 on 6	1	0%	0/1	0			
6 on 5	10	50%	5/7	3			

Player superiority / GK out counted at the end of attack (in case it changes during attack)

Defense with superiority / minority / goalkeeper out

	Attack				Reaction		
	Att.	Eff.	Shots	TF	FB	LD	Tot.
7 on 6 (GK out)	1	100%	1/1	0	0/0	0/0	0/0
6 on 6 (GK out)	8	50%	4/6	2	0/0	0/1	0/1
6 on 6	36	44%	16/29	7			
6 on 5	11	64%	7/9	2			

Numbers show attacking numbers of oponnent. Lower efficiency of oponnent means better defense of this team

#	Jersey number	**Tot.**	Total shooting	**6m**	6m (line) shooting	**9m**	9m shooting	**Wng**	Wing shooting	**FB**	Fastbreak sh.	**7m**	7m penalty sh.
Brk.	Breakthrough sh.	**LD**	Long distance sh.	**As.**	Assists	**PC**	Pass clear chance	**E7**	Eearned 7m pen.	**TF**	Technical faults	**St.**	Steals
2m	2m punishments	**C7.**	Commited 7m	**E2**	Eearned 2m pun.	**YC.**	Yellow cards	**R/B**	Red/Blue cards	**Blk.**	Blocks	**S**	Starting Line-up

27th IHF Women's World Championship 2025

Final Round, Quarterfinals

Match Team Statistics
Match No. 100

Netherlands 28 - 23 Hungary

(14 - 9) (14 - 14)

10.12.2025. 18:00
Attendance: 9000
Ahoy Arena

Referees: Mads Hansen (DEN) / Jesper Madsen (DEN)

Shot distribution by player

4 P. Tóvizi

	0/1	
		1/1

5 L. Csíkos

1/1		
1/1		1/1

9 J. Hársfalvi

1/1		

10 L. Faragó

11 A. Albek

2/3		
1/1		

1 miss.

17 L. Falusi-Udvardi

1/1	0/1	

18 A. Kovács

	0/1	1/1
1/1		

19 G. Márton

		1/1
1/1		0/1

28 N. Papp

38 P. Vámos

	1/1	0/1
0/1		
1/1	0/1	1/1

1 miss.

42 K. Klujber

1/2	1/1	
1/2		

1 post 1 miss. 1 block

58 R. Bordás

59 C. Kuczora

0/1		0/1
	1/1	

3 block

77 P. Simon

1/2		
0/1	0/1	
		2/2

TOTAL

7/11	2/5	2/4
1/4	0/1	
5/5	1/2	5/6

1 post 3 miss. 4 block

Saves distribution goalkeepers

31 Z. Szemerey

1/5	1/1	0/4
1/1	1/1	
2/7	2/5	0/5

61 K. Janurik

0/1	1/1	1/1
1/4	1/2	2/2

TOTAL

1/6	2/2	1/5
1/1	1/1	
3/11	3/7	2/7

Shots by position

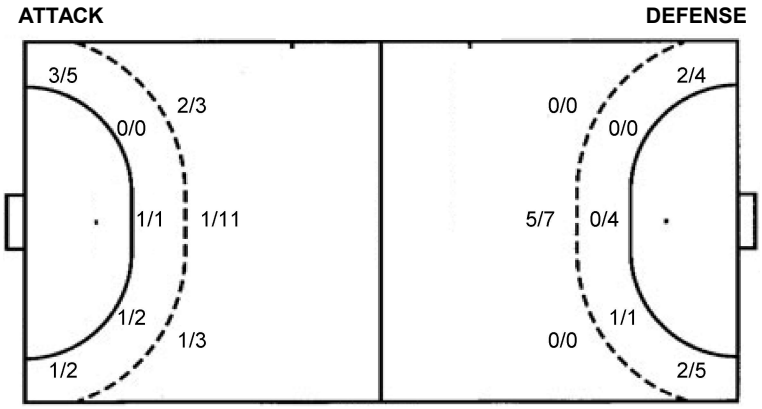

7m penalties	3/3	7m penalties	3/5
Fastbreak	1/1	Fastbreak	6/6
Breakthrough	9/14	Breakthrough	8/18
Long dist.	0/1	Long dist.	1/1

Shooting statistics

Position	Goals	Sav.	Miss.	Post	Blk.	Total	%
Back (9m)	4	6	2	1	4	17	24
Line (6m)	2	1	0	0	0	3	67
Wing	4	3	0	0	0	7	57
7m penalties	3	0	0	0	0	3	100
Fastbreak	1	0	0	0	0	1	100
Breakthrough	9	5	0	0	0	14	64
Total	**23**	**15**	**2**	**1**	**4**	**45**	**51**

#	Jersey number	**Tot.**	Total shooting	**6m**	6m (line) shooting	**9m**	9m shooting	**Wng**	Wing shooting	**FB**	Fastbreak sh.	**7m**	7m penalty sh.
Brk.	Breakthrough sh.	**LD**	Long distance sh.	**As.**	Assists	**PC**	Pass clear chance	**E7**	Eearned 7m pen.	**TF**	Technical faults	**St.**	Steals
2m	2m punishments	**C7.**	Commited 7m	**E2**	Eearned 2m pun.	**YC.**	Yellow cards	**R/B**	Red/Blue cards	**Blk.**	Blocks	**S**	Starting Line-up

27th IHF Women's World Championship 2025

Final Round, Quarterfinals

Match Team Statistics

Match No. 100

Netherlands 28 - 23 Hungary

(14 - 9) (14 - 14)

10.12.2025. 18:00
Attendance: 9000
Ahoy Arena

Referees: Mads Hansen (DEN) / Jesper Madsen (DEN)

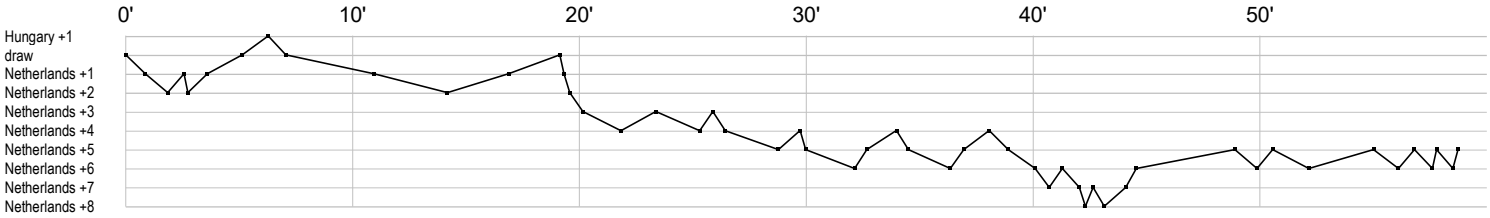

Netherlands

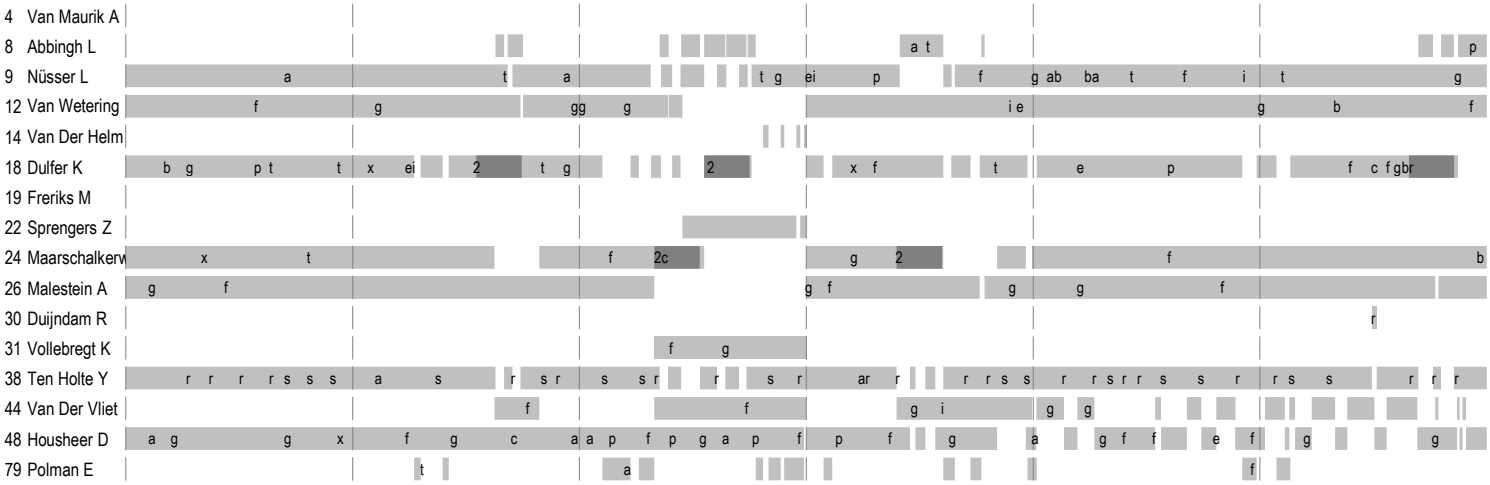

Hungary



	In game	**g**	Goal scored	**f**	Missed shot	**a**	Assist	**t**	Technical faults	**b**	Steal
2	2min suspension	**e**	Eearned 7m	**c**	Commited 7m	**y**	Yellow card	**r**	Red Card	**k**	Blue card
i	Eearned 2min.	**x**	Block	**4**	4min suspension	**p**	Pass for clear chance	**s**	Saved shot	**r**	Received goal