



# IHF Trophy Inter-Continental Phase Junior (U20)



5. round

Match Team Statistics

**Costa Rica 36 - 46 Cuba**

11.3.2023. 19:00

Match No. 10

(13 - 22) (23 - 24)

Attendance: 1126

BN Arena

Referees: Agustin Conberse (ARG) / Santiago Martin Correa (ARG)

## Costa Rica

#	Surname and name	S	Goals / shots									Attack					Def.			Penalties				TP						
			Tot.	%	9m	6m	Wing	7m	FB	Brk.	LD	As.	PC	E7	E2	TF	St.	C7	Blk	YC	2m	R	B							
3	SUAREZ MATARRITA Erick Andrey	S	6/7	86	2/2			2/3					2/2		1			1	2											35:10
6	LARA MARTINEZ Ali Sebastian		0/1	0			0/1																						6:57	
7	VILLALTA PALACIOS Josue		2/3	67	2/3									2					2										11:11	
8	SABORIO CALVO Oscar Gabriel	S	5/6	83			2/2					3/4				2	1	2	1						2			47:12		
9	MONTOYA MONTIEL Joseph	S	6/9	67	0/1		3/3	0/1	2/3	1/1				1				3						1				53:03		
11	CUBERO GOMEZ Drivan Fabian	S	1/1	100								1/1			1													38:47		
12	CANTARERO MARTINEZ Jerson Yafeth	S	5/6	83		3/3	0/1	1/1	1/1							2	1	1	1									47:22		
14	SOLIS LEAL Jose Fernando		1/1	100					1/1																			12:38		
15	SUAREZ MATARRITA Erick Kendall		3/4	75	0/1	1/1						2/2		1	1	1												21:00		
16	GOMEZ VIALES Victor Manuel	S	1/1	100								1/1																30:00		
17	TRUJILLO VELASQUEZ Alex		2/5	40	2/4				0/1					2	1	1	2	2										34:05		
18	VARGAS ALFARO Saul Alberto	S	4/12	33	1/6	1/3		1/2				1/1		3	1			7	1	2								39:32		
19	MORA MORALES Christopher		0/1	0	0/1									1				1										13:03		
20	CAMPOS RUIZ Jared Joahn																											30:00		
Team / bench																														
UKUPNO			36/57	63	7/18	5/7	5/7	4/7	4/6	9/10	2/2			11	4	6	5	20	3	2	0	1	2	0	0					

#	Surname and name	Saves / shots								
		Tot.	%	9m	6m	Wing	7m	FB	Brk.	LD
16	GOMEZ VIALES Victor Manuel	6/32	19	2/4	1/5	1/8	0/1	1/10	1/4	
20	CAMPOS RUIZ Jared Joahn	4/24	17	1/8	0/4	3/6	0/1	0/1	0/4	
TOTAL		10/56	18	3/12	1/9	4/14	0/2	1/11	1/8	0/0

Coach: Hanner Fabricio Parra Martinez

Number of attacks: 76, Efficiency: 47%, Average Duration: 26.65 seconds

### Attack by type of defense

	Shots	9m	6m	Wing	TF	E7	E2
On def. 6-0	25/40	7/17	4/6	5/7	17	6	5
On def. 4-2	1/2	0/1	1/1	0/0	3	0	0
Fastbreak	4/6				0	0	0

### Defense by type

	Total	9m	6m	Wing	Stl.	C7	2m
Def. 6-0	1/1	0/0	1/1	0/0	0	0	0
Def. 5-1	4/7	1/4	1/1	2/2	2	1	0
Def. 4-2	5/5	0/0	0/0	3/3	0	1	0
Def. 3-3	24/37	8/12	6/8	5/10	1	0	2
Fastbreak	10/12				0	0	0

### Attack with superiority / minority / goalkeeper out

	Attack				Reaction		
	Att.	Eff.	Shots	TF	FB	LD	Tot.
6 on 6	54	43%	23/39	15			
6 on 5	18	67%	12/14	4			
6 on 4	1	100%	1/1	0			
5 on 6	3	0%	0/2	1			

Player superiority / GK out counted at the end of attack (in case it changes during attack)

### Defense with superiority / minority / goalkeeper out

	Attack				Reaction		
	Att.	Eff.	Shots	TF	FB	LD	Tot.
7 on 6 (GK out)	8	50%	4/7	1	1/1	1/1	2/2
6 on 6 (GK out)	8	63%	5/5	3	0/0	1/1	1/1
6 on 6	49	61%	30/41	8			
5 on 6	7	29%	2/3	4			
6 on 5	5	100%	5/5	0			

Numbers show attacking numbers of opponent. Lower efficiency of opponent means better defense of this team

# Jersey number Tot. Total shooting 6m 6m (line) shooting 9m 9m shooting Wng Wing shooting FB Fastbreak sh. 7m 7m penalty sh.  
 Brk. Breakthrough sh. LD Long distance sh. As. Assists PC Pass clear chance E7 Earned 7m pen. TF Technical faults St. Steals  
 2m 2m punishments C7. Committed 7m E2 Earned 2m pun. YC. Yellow cards R/B Red/Blue cards Blk. Blocks S Starting Line-up



# IHF Trophy Inter-Continental Phase Junior (U20)



5. round

## Match Team Statistics

Match No. 10

## Costa Rica 36 - 46 Cuba

(13 - 22) (23 - 24)

11.3.2023. 19:00

Attendance: 1126

BN Arena

Referees: Agustin Conberse (ARG) / Santiago Martin Correa (ARG)

### Shot distribution by player

#### 3 E. Suarez Matarrita

	1/1	2/3
1/1	1/1	1/1

#### 6 A. Lara Martinez

		0/1

#### 7 J. Villalta Palacios

1/1	1/1	

1 block

#### 8 O. Saborio Calvo

	1/1	
2/2		1/1

1 miss.

#### 9 J. Montoya Montiel

		0/1
2/2	0/1	
2/2	0/1	2/2

#### 11 D. Cubero Gomez

	1/1	

#### 12 J. Cantarero Martinez

1/1		1/2
1/1		
2/2		

#### 14 J. Solis Leal

1/1		

#### 15 E. Suarez Matarrita

2/2	1/1	

1 block

#### 17 A. Trujillo Velasquez

0/2		
1/1		
1/1		

1 block

#### 18 S. Vargas Alfaro

	1/1	1/1
0/2		1/1
1/2	0/1	0/1

1 post 1 miss. 1 block

#### 19 C. Mora Morales


1 miss.

#### TOTAL

1/3	3/3	4/7
4/6	0/1	1/2
13/14	4/6	4/5

1 post 3 miss. 4 block

### Saves distribution goalkeepers

#### 16 V. Gomez Viales

0/2	2/7	0/5
	4/5	0/2
0/1	0/2	0/7

#### 20 J. Campos Ruiz

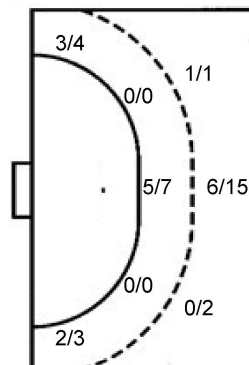
0/3	1/2	3/5
0/1		
0/2	0/2	0/9

#### TOTAL

0/5	3/9	3/10
0/1	4/5	0/2
0/3	0/4	0/16

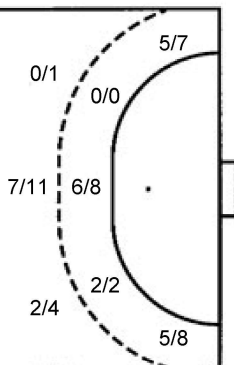
### Shots by position

#### ATTACK



7m penalties	4/7
Fastbreak	4/6
Breakthrough	9/10
Long dist.	2/2

#### DEFENSE



7m penalties	2/2
Fastbreak	10/12
Breakthrough	7/9
Long dist.	0/0

### Shooting statistics

Position	Goals	Sav.	Miss.	Post	Blk.	Total	%
Back (9m)	7	5	2	1	3	18	39
Line (6m)	5	1	0	0	1	7	71
Wing	5	2	0	0	0	7	71
7m penalties	4	3	0	0	0	7	57
Fastbreak	4	2	0	0	0	6	67
Breakthrough	9	0	1	0	0	10	90
<b>Total</b>	<b>34</b>	<b>13</b>	<b>3</b>	<b>1</b>	<b>4</b>	<b>55</b>	<b>62</b>

# Jersey number Tot. Total shooting 6m 6m (line) shooting 9m 9m shooting Wng Wing shooting FB Fastbreak sh. 7m 7m penalty sh.  
 Brk. Breakthrough sh. LD Long distance sh. As. Assists PC Pass clear chance E7 Earned 7m pen. TF Technical faults St. Steals  
 2m 2m punishments C7. Committed 7m E2 Earned 2m pun. YC. Yellow cards R/B Red/Blue cards Blk. Blocks S Starting Line-up

Handball statistics and livescore by Toma-soft ltd (www.toma-soft.hr)



# IHF Trophy Inter-Continental Phase Junior (U20)



5. round

Match Team Statistics

## Costa Rica 36 - 46 Cuba

11.3.2023. 19:00

Match No. 10

(13 - 22) (23 - 24)

Attendance: 1126

BN Arena

Referees: Agustin Conberse (ARG) / Santiago Martin Correa (ARG)

### Cuba

#	Surname and name	S	Goals / shots							Attack					Def.			Penalties				TP				
			Tot.	%	9m	6m	Wing	7m	FB	Brk.	LD	As.	PC	E7	E2	TF	St.	C7	Blk	YC	2m		R	B		
1	NEGRET SEMANAT Esniel																								7:46	
2	ALMEIDA DUQUENZE Ronaldo Hiriam	S	8/9	89	1/2	5/5			1/1	1/1					4	1			3		1				2	58:21
3	HERNANDEZ BRITO Omar Lazaro																1									10:02
11	MINIET PEREZ Osmany		1/1	100				1/1											1							6:57
12	GIRON SUAREZ Dairon Daniel	S																								47:45
13	GONZALEZ RUIZ Andro Cesar	S	8/11	73	1/1		4/6		2/3	1/1																59:08
14	VAZQUEZ ABALLI Maiko Antonio	S	11/14	79	4/5	1/2	1/1		2/2	3/4				6	3	1		6	1	1						56:41
19	CORDIES CASTILLO Samuel Alejandro	S	7/13	54	2/7			2/2	1/1	2/3				5	1			3	4	1	4			1		55:31
34	MENDEZ CABRERA Rolando	S	7/9	78	1/1	1/1	4/6		1/1					1												53:47
35	AGUIRRE MARTINEZ Rosniel Javier																	1								0:52
49	MORA CASTILLO Lisvan													3			1			1				1		11:00
55	MENEDEZ HERNANDEZ Ronal Paulo																									
66	RONDON ARCEO Diosel Manuel	S	4/7	57		1/2	0/1		3/4					1			1	2	1	2				1		52:10
	Team / bench																									
	UKUPNO		46/64	72	9/16	8/10	10/15	2/2	10/12	7/9	0/0			20	5	2	2	16	6	6	4	0	5	0	0	

#	Surname and name	Saves / shots									
		Tot.	%	9m	6m	Wing	7m	FB	Brk.	LD	
1	NEGRET SEMANAT Esniel	3/12	25	0/2	1/3	1/2	1/2	0/2	0/1		
12	GIRON SUAREZ Dairon Daniel	10/34	29	5/10	0/3	1/4	2/5	2/4	0/8		
	TOTAL	13/46	28	5/12	1/6	2/6	3/7	3/6	0/9	0/0	

Coach: Alexis Luis Michel

Number of attacks: 77, Efficiency: 60%, Average Duration: 24.01 seconds

### Attack by type of defense

	Shots	9m	6m	Wing	TF	E7	E2
On def. 6-0	1/1	0/0	1/1	0/0	0	0	0
On def. 5-1	4/7	1/4	1/1	2/2	6	1	0
On def. 4-2	5/5	0/0	0/0	3/3	2	1	0
On def. 3-3	24/37	8/12	6/8	5/10	8	0	2
Fastbreak	10/12				0	0	0

### Defense by type

	Total	9m	6m	Wing	Stl.	C7	2m
Def. 6-0	25/40	7/17	4/6	5/7	3	6	5
Def. 4-2	1/2	0/1	1/1	0/0	3	0	0
Fastbreak	4/6				0	0	0

### Defense with superiority / minority / goalkeeper out

	Attack				Reaction		
	Att.	Eff.	Shots	TF	FB	LD	Tot.
6 on 6	54	43%	23/39	15			
6 on 5	18	67%	12/14	4			
6 on 4	1	100%	1/1	0			
5 on 6	3	0%	0/2	1			

Numbers show attacking numbers of opponent. Lower efficiency of opponent means better defense of this team

### Attack with superiority / minority / goalkeeper out

	Attack				Reaction		
	Att.	Eff.	Shots	TF	FB	LD	Tot.
7 on 6 (GK out)	8	50%	4/7	1	1/1	1/1	2/2
6 on 6 (GK out)	8	63%	5/5	3	0/0	1/1	1/1
6 on 6	49	61%	30/41	8			
5 on 6	7	29%	2/3	4			
6 on 5	5	100%	5/5	0			

Player superiority / GK out counted at the end of attack (in case it changes during attack)

# Jersey number Tot. Total shooting 6m 6m (line) shooting 9m 9m shooting Wng Wing shooting FB Fastbreak sh. 7m 7m penalty sh.  
 Brk. Breakthrough sh. LD Long distance sh. As. Assists PC Pass clear chance E7 Earned 7m pen. TF Technical faults St. Steals  
 2m 2m punishments C7. Committed 7m E2 Earned 2m pun. YC. Yellow cards R/B Red/Blue cards Blk. Blocks S Starting Line-up



# IHF Trophy Inter-Continental Phase Junior (U20)



5. round

## Match Team Statistics

Match No. 10

## Costa Rica 36 - 46 Cuba

(13 - 22) (23 - 24)

11.3.2023. 19:00

Attendance: 1126

BN Arena

Referees: Agustin Conberse (ARG) / Santiago Martin Correa (ARG)

### Shot distribution by player

#### 2 R. Almeida Duquenze

2/2	1/1	
		1/1
	2/2	1/1

1 miss. 1/1 lob

#### 3 O. Hernandez Brito


#### 11 O. Miniet Perez

		1/1

#### 13 A. Gonzalez Ruiz

1/1	1/2	1/2
1/1	1/2	1/1
		2/2

#### 14 M. Vazquez Aballi

	1/1	3/4
1/1		6/6

2 post

#### 19 S. Cordies Castillo

2/2	0/1	
	0/2	
1/1	2/2	2/2

1 post 2 miss.

#### 34 R. Mendez Cabrera

	1/2	1/2
1/1		4/4

#### 35 R. Aguirre Martinez


#### 49 L. Mora Castillo


#### 55 R. Menedez Hernandez


#### 66 D. Rondon Arceo

	2/2	2/2
	0/1	

2 miss.

#### TOTAL

5/5	6/9	7/10
1/1	1/5	2/2
3/3	4/4	16/16

3 post 5 miss. 1/1 lob

### Saves distribution goalkeepers

#### 1 E. Negret Semanat

		1/2
0/2		1/1
0/4	1/2	0/1

#### 12 D. Giron Suarez

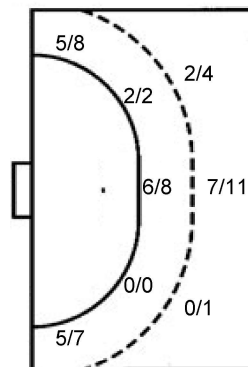
2/3	0/2	2/5
2/4	1/1	0/1
1/10	1/4	1/4

#### TOTAL

2/3	0/2	3/7
2/6	1/1	1/2
1/14	2/6	1/5

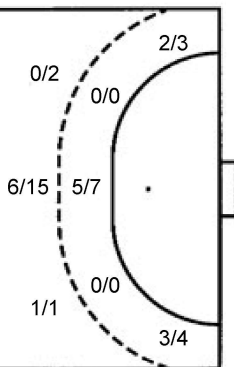
### Shots by position

#### ATTACK



7m penalties	2/2
Fastbreak	10/12
Breakthrough	7/9
Long dist.	0/0

#### DEFENSE



7m penalties	4/7
Fastbreak	4/6
Breakthrough	9/10
Long dist.	2/2

### Shooting statistics

Position	Goals	Sav.	Miss.	Post	Blk.	Total	%
Back (9m)	9	3	3	1	0	16	56
Line (6m)	8	1	0	1	0	10	80
Wing	10	4	1	0	0	15	67
7m penalties	2	0	0	0	0	2	100
Fastbreak	10	1	1	0	0	12	83
Breakthrough	7	1	0	1	0	9	78
<b>Total</b>	<b>46</b>	<b>10</b>	<b>5</b>	<b>3</b>	<b>0</b>	<b>64</b>	<b>72</b>

# Jersey number Tot. Total shooting 6m 6m (line) shooting 9m 9m shooting Wng Wing shooting FB Fastbreak sh. 7m 7m penalty sh.  
 Brk. Breakthrough sh. LD Long distance sh. As. Assists PC Pass clear chance E7 Earned 7m pen. TF Technical faults St. Steals  
 2m 2m punishments C7. Committed 7m E2 Earned 2m pun. YC. Yellow cards R/B Red/Blue cards Blk. Blocks S Starting Line-up

Handball statistics and livescore by Toma-soft ltd (www.toma-soft.hr)

