



IHF Trophy Inter-Continental Phase Junior (U20)



5. round

Match Team Statistics

Great Britain 49 - 21 Australia

11.3.2023. 15:00

Match No. 9

(31 - 5) (18 - 16)

Attendance: 96

BN Arena

Referees: Lucas Hellbusch (GER) / Darnel Jansen (GER)

Great Britain

#	Surname and name	S	Goals / shots									Attack				Def.			Penalties				TP							
			Tot.	%	9m	6m	Wing	7m	FB	Brk.	LD	As.	PC	E7	E2	TF	St.	C7	Blk	YC	2m	R		B						
21	ADAMSON James	S													3															57:45
22	MCDONALD Nathan Charles James																													
23	KEALY Ryan James																													
24	HOWES Remy Philip	S	4/9	44	1/3	1/1					1/2	1/3			3	5		1	2	1									40:22	
25	MUIR Frazer	S	7/12	58		1/1	5/10					1/1			1		1	2		2									58:56	
26	PERSOON Timothy Peter Leif	S	5/6	83		1/1	1/1				2/3	1/1				1			1	5						1			45:09	
27	TRENT Alex Michael	S	12/16	75	4/6	1/1				2/3	4/5	1/1			9				4	5	1	1							52:07	
28	WARDLE Reuben	S													3	3			1										31:06	
29	PINHEIRO BABB Tiago																													
30	JOHNSON Euan	S	12/13	92	2/2	1/1	1/1				3/4	5/5			5	1			6	5	1					2			50:56	
31	NELSON Joseph		3/4	75							3/4							1	2	1	1								24:36	
36	LEAVY Joshua Lee		5/6	83		4/5					1/1							1	1	2						1			49:11	
37	CARTER William Alexander		1/2	50		0/1						1/1							1										9:52	
38	TRENT Joseph																													
Team / bench																														
UKUPNO			49/68	72	7/11	9/11	7/12	2/3	14/19	10/12	0/0				24	10	2	5	20	19	3	1	0	4	0	0				

#	Surname and name	Saves / shots								
		Tot.	%	9m	6m	Wing	7m	FB	Brk.	LD
21	ADAMSON James	20/40	50	9/14	3/7	2/5	2/2	0/2	4/10	
22	MCDONALD Nathan Charles James									
TOTAL		20/40	50	9/14	3/7	2/5	2/2	0/2	4/10	0/0

Coach: Zoran Lukacs

Number of attacks: 86, Efficiency: 57%, Average Duration: 16.38 seconds

Attack by type of defense

	Shots	9m	6m	Wing	TF	E7	E2
On def. 6-0	28/37	7/11	8/10	5/7	17	1	4
On def. 5-1	5/9	0/0	1/1	2/5	3	1	1
Fastbreak	14/19				0	0	0

Defense by type

	Total	9m	6m	Wing	Stl.	C7	2m
Def. 6-0	7/13	2/5	0/1	3/4	2	0	1
Def. 5-1	8/21	3/11	2/4	0/1	6	2	2
Def. 4-2	1/5	0/4	1/1	0/0	4	1	1
Def. 3-3	2/3	0/0	1/1	0/0	7	0	0
Fastbreak	2/2				0	0	0

Attack with superiority / minority / goalkeeper out

	Attack				Reaction		
	Att.	Eff.	Shots	TF	FB	LD	Tot.
6 on 6 (GK out)	3	33%	1/2	1	0/0	1/1	1/1
6 on 6	63	56%	35/48	15			
6 on 5	16	63%	10/13	3			
5 on 6	3	67%	2/2	1			
5 on 5	1	100%	1/1	0			

Player superiority / GK out counted at the end of attack (in case it changes during attack)

Defense with superiority / minority / goalkeeper out

	Attack				Reaction		
	Att.	Eff.	Shots	TF	FB	LD	Tot.
6 on 6	63	22%	14/34	29			
5 on 6	13	15%	2/4	9			
4 on 6	1	0%	0/0	1			
6 on 5	9	56%	5/7	2			
5 on 5	1	0%	0/1	0			

Numbers show attacking numbers of opponent. Lower efficiency of opponent means better defense of this team

Jersey number Tot. Total shooting 6m 6m (line) shooting 9m 9m shooting Wng Wing shooting FB Fastbreak sh. 7m 7m penalty sh.
Brk. Breakthrough sh. LD Long distance sh. As. Assists PC Pass clear chance E7 Earned 7m pen. TF Technical faults St. Steals
2m 2m punishments C7. Committed 7m E2 Earned 2m pun. YC. Yellow cards R/B Red/Blue cards Blk. Blocks S Starting Line-up



IHF Trophy Inter-Continental Phase Junior (U20)



5. round

Match Team Statistics

Match No. 9

Great Britain 49 - 21 Australia

(31 - 5) (18 - 16)

11.3.2023. 15:00

Attendance: 96

BN Arena

Referees: Lucas Hellbusch (GER) / Darnel Jansen (GER)

Shot distribution by player

23 R. Kealy

24 R. Howes

0/1	0/1	
1/2	0/1	2/3
		1/1

25 F. Muir

	3/5	
		1/1
1/1		1/1

2 post 1 miss. 1/1 lob

26 T. Persson

	1/1	1/1
1/1		0/1
	2/2	

27 A. Trent

1/1	1/2	
4/4	0/1	2/3
2/2		2/2

1 post

28 R. Wardle

29 T. Pinheiro Babb

30 E. Johnson

	1/1	6/6
3/3		2/2

1 post

31 J. Nelson

		2/2
1/1		

1 post

36 J. Leavy

	3/3	
1/1		
1/1		

1 post

37 W. Carter

		0/1
	1/1	

38 J. Trent

TOTAL

1/2	9/13	9/9
7/8	0/2	5/9
8/8	3/3	6/6

6 post 1 miss. 1/1 lob

Saves distribution goalkeepers

21 J. Adamson

1/3	8/11	0/1
1/5	5/5	2/3
0/1	1/3	2/6

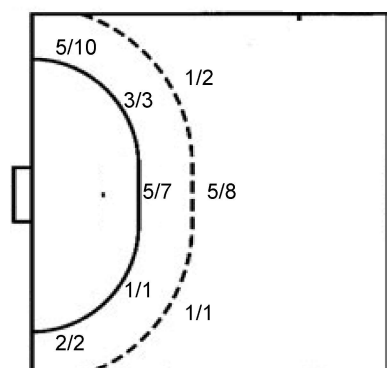
22 N. McDonald

TOTAL

1/3	8/11	0/1
1/5	5/5	2/3
0/1	1/3	2/6

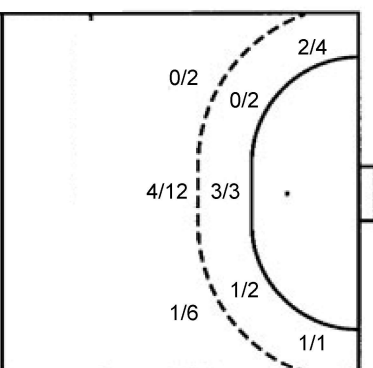
Shots by position

ATTACK



7m penalties 2/3
Fastbreak 14/19
Breakthrough 10/12
Long dist. 0/0

DEFENSE



7m penalties 0/2
Fastbreak 2/2
Breakthrough 6/10
Long dist. 1/1

Shooting statistics

Position	Goals	Sav.	Miss.	Post	Blk.	Total	%
Back (9m)	7	4	0	0	0	11	64
Line (6m)	9	1	0	1	0	11	82
Wing	7	2	1	2	0	12	58
7m penalties	2	0	0	1	0	3	67
Fastbreak	14	3	0	2	0	19	74
Breakthrough	10	2	0	0	0	12	83
Total	49	12	1	6	0	68	72

Jersey number Tot. Total shooting 6m 6m (line) shooting 9m 9m shooting Wng Wing shooting FB Fastbreak sh. 7m 7m penalty sh.
Brk. Breakthrough sh. LD Long distance sh. As. Assists PC Pass clear chance E7 Earned 7m pen. TF Technical faults St. Steals
2m 2m punishments C7. Committed 7m E2 Earned 2m pun. YC. Yellow cards R/B Red/Blue cards Blk. Blocks S Starting Line-up



IHF Trophy Inter-Continental Phase Junior (U20)



5. round

Match Team Statistics

Great Britain 49 - 21 Australia

11.3.2023. 15:00

Match No. 9

(31 - 5) (18 - 16)

Attendance: 96

BN Arena

Referees: Lucas Hellbusch (GER) / Darnel Jansen (GER)

Australia

Players		Goals / shots									Attack				Def.			Penalties				TP			
#	Surname and name	S	Tot.	%	9m	6m	Wing	7m	FB	Brk.	LD	As.	PC	E7	E2	TF	St.	C7	Blk	YC	2m		R	B	
1	REID Daniel Mackenzie																								37:48
3	FALLAH Christopher Abraham	S	3/7	43		1/1	2/4	0/1		0/1		1	1			3	2	1							59:23
4	HODGSON Alexander Gordon	S	0/4	0	0/3			0/1				1		1		8									31:54
5	HEGNER Alexander Baun	S	2/5	40	2/4					0/1		2		1		1	2								38:32
6	CORNISH Alex John	S	1/5	20	0/3	0/1				1/1		3	2			4									40:41
7	WILSON Christopher Hartley													1											10:02
9	PENA GONZALEZ Alejandro		2/7	29	0/3					1/3	1/1	1				15	2								34:55
10	WENTZ Alexander John	S	4/5	80		2/3	1/1		1/1						1	3									45:26
13	KIM Joshua Ha Byn		1/1	100					1/1																6:26
14	PRAUSE Caelan Patrick Kelsey														2										16:15
21	POWAR Akhil	S																							22:12
23	TOZE Nicholas Isaac Hunt	S	3/4	75		1/2				2/2					1	4									41:20
30	MEAGHER Rohan Andrew		5/9	56	3/7					2/2			1			3		1					1		35:06
	Team / bench																								
	UKUPNO		21/47	45	5/20	4/7	3/5	0/2	2/2	6/10	1/1	8	4	3	4	41	6	2	0	0	5	0	0		

Goalkeepers		Saves / shots								
#	Surname and name	Tot.	%	9m	6m	Wing	7m	FB	Brk.	LD
1	REID Daniel Mackenzie	8/26	31	3/6	0/4	2/7		1/4	2/5	
21	POWAR Akhil	4/35	11	1/5	1/6	0/2	0/2	2/13	0/7	
	TOTAL	12/61	20	4/11	1/10	2/9	0/2	3/17	2/12	0/0

Coach: Eoin Murray

Number of attacks: 87, Efficiency: 24%, Average Duration: 25.03 seconds

Attack by type of defense

	Shots	9m	6m	Wing	TF	E7	E2
On def. 6-0	7/13	2/5	0/1	3/4	8	0	1
On def. 5-1	8/21	3/11	2/4	0/1	14	2	2
On def. 4-2	1/5	0/4	1/1	0/0	6	1	1
On def. 3-3	2/3	0/0	1/1	0/0	13	0	0
Fastbreak	2/2				0	0	0

Defense by type

	Total	9m	6m	Wing	Stl.	C7	2m
Def. 6-0	28/37	7/11	8/10	5/7	5	1	4
Def. 5-1	5/9	0/0	1/1	2/5	1	1	1
Fastbreak	14/19				0	0	0

Attack with superiority / minority / goalkeeper out

	Attack				Reaction		
	Att.	Eff.	Shots	TF	FB	LD	Tot.
6 on 6	63	22%	14/34	29			
5 on 6	13	15%	2/4	9			
4 on 6	1	0%	0/0	1			
6 on 5	9	56%	5/7	2			
5 on 5	1	0%	0/1	0			

Player superiority / GK out counted at the end of attack (in case it changes during attack)

Defense with superiority / minority / goalkeeper out

	Attack				Reaction		
	Att.	Eff.	Shots	TF	FB	LD	Tot.
6 on 6 (GK out)	3	33%	1/2	1	0/0	1/1	1/1
6 on 6	63	56%	35/48	15			
6 on 5	16	63%	10/13	3			
5 on 6	3	67%	2/2	1			
5 on 5	1	100%	1/1	0			

Numbers show attacking numbers of opponent. Lower efficiency of opponent means better defense of this team

Jersey number Tot. Total shooting 6m 6m (line) shooting 9m 9m shooting Wng Wing shooting FB Fastbreak sh. 7m 7m penalty sh.
 Brk. Breakthrough sh. LD Long distance sh. As. Assists PC Pass clear chance E7 Earned 7m pen. TF Technical faults St. Steals
 2m 2m punishments C7. Committed 7m E2 Earned 2m pun. YC. Yellow cards R/B Red/Blue cards Blk. Blocks S Starting Line-up



IHF Trophy Inter-Continental Phase Junior (U20)



5. round

Match Team Statistics

Match No. 9

Great Britain 49 - 21 Australia

(31 - 5) (18 - 16)

11.3.2023. 15:00

Attendance: 96

BN Arena

Referees: Lucas Hellbusch (GER) / Darnel Jansen (GER)

Shot distribution by player

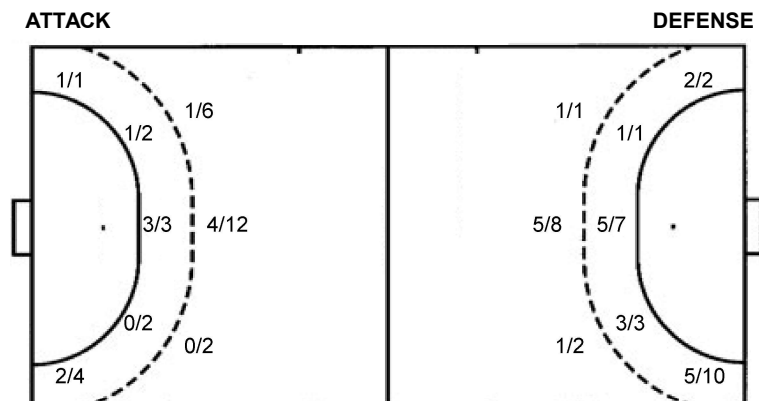
3 C. Fallah			4 A. Hodgson			5 A. Hegner			6 A. Cornish			7 C. Wilson			9 A. Pena Gonzalez			10 A. Wentz		
1/1	2/4			0/1			0/1									0/2	1/1	1/1	0/1	
0/1					0/1	1/1	0/2			0/1	1/1					0/1	0/1			
		0/1			0/1			1/1									1/1		1/1	2/2
1 miss.			1 miss.						2 miss. 1 block						1 miss.					

13 J. Kim			14 C. Prause			23 N. Toze			30 R. Meagher			TOTAL		
									0/1	1/2		2/3	3/11	1/1
						1/1			2/2	0/1		4/5	0/5	1/3
	1/1						0/1		1/1		1/1	1/1	2/3	5/7
2/2 lob						1 miss.			5 miss. 1 block 2/2 lob					

Saves distribution goalkeepers

1 D. Reid			21 A. Powar			TOTAL		
1/2	3/11	0/3		1/2	0/6	1/2	4/13	0/9
1/1	1/1	2/2	0/7	1/1	2/7	1/8	2/2	4/9
0/3	0/1	0/1	0/5	0/2	0/5	0/8	0/3	0/6

Shots by position



7m penalties 0/2
Fastbreak 2/2
Breakthrough 6/10
Long dist. 1/1

7m penalties 2/3
Fastbreak 14/19
Breakthrough 10/12
Long dist. 0/0

Shooting statistics

Position	Goals	Sav.	Miss.	Post	Blk.	Total	%
Back (9m)	5	9	5	0	1	20	25
Line (6m)	4	3	0	0	0	7	57
Wing	3	2	0	0	0	5	60
7m penalties	0	2	0	0	0	2	0
Fastbreak	2	0	0	0	0	2	100
Breakthrough	6	4	0	0	0	10	60
Total	20	20	5	0	1	46	43

Jersey number Tot. Total shooting 6m 6m (line) shooting 9m 9m shooting Wng Wing shooting FB Fastbreak sh. 7m 7m penalty sh.
Brk. Breakthrough sh. LD Long distance sh. As. Assists PC Pass clear chance E7 Earned 7m pen. TF Technical faults St. Steals
2m 2m punishments C7. Committed 7m E2 Earned 2m pun. YC. Yellow cards R/B Red/Blue cards Blk. Blocks S Starting Line-up

Handball statistics and livescore by Toma-soft ltd (www.toma-soft.hr)



IHF Trophy Inter-Continental Phase Junior (U20)



5. round

Match Team Statistics

Match No. 9

Great Britain 49 - 21 Australia

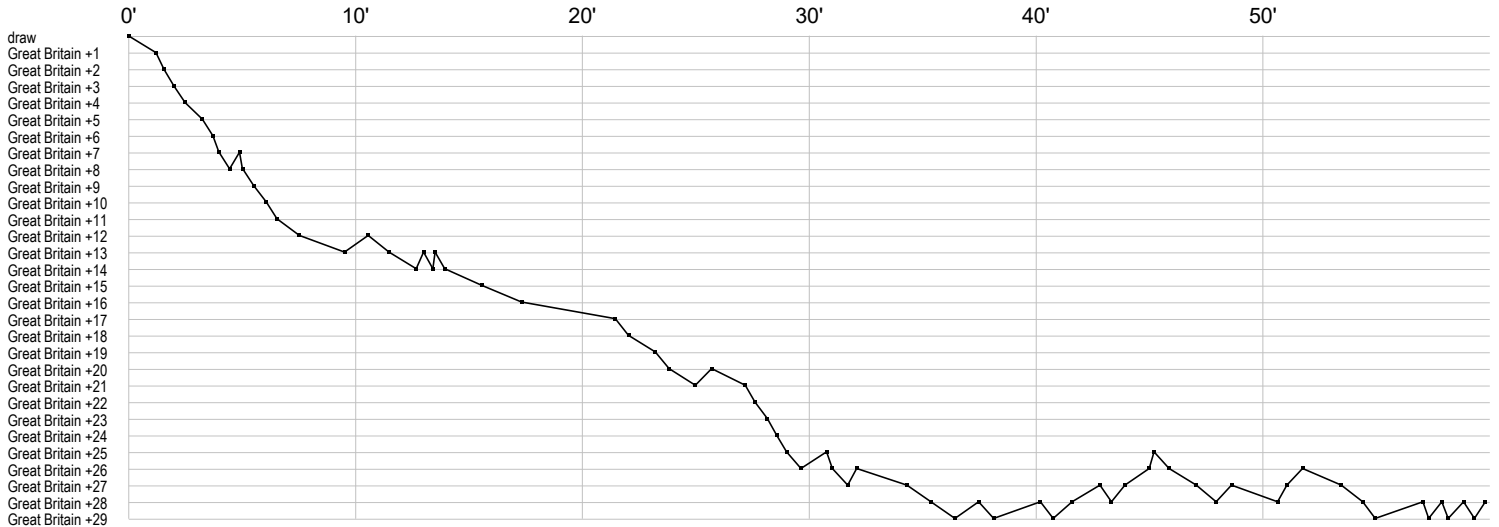
(31 - 5) (18 - 16)

11.3.2023. 15:00

Attendance: 96

BN Arena

Referees: Lucas Hellbusch (GER) / Darnel Jansen (GER)



Great Britain

21 Adamson J	r s	r r r s	s s	s a s sr	s saas	s r	r t s s	ss r s	r sr	r r rr	s r	r	s s r r r r
22 McDonald N													
23 Kealy R													
24 Howes R	gg a	f	g p	i t			pa a ff	p	f t			f	pp b g
25 Muir F	b ie gi		f	a	gg	fg g					f	b g	ff g
26 Persson T	b b	bg b p g		b g							tg	2	g f
27 Trent A	a g ag	g g a	g g f		bgf g	bt t	a g	bg a ac	f g	g	a a	f	t t xba
28 Wardle R		a a	p		t p						a p		
29 Pinheiro Babb													
30 Johnson E	bg bag ga g	b	t g bg		g g	b	c t g t	2		t t g g	a a t	af p g	2
31 Nelson J				t tb	g	f gg ci							
36 Leavy J	g	t					2	t g g f			ie g	g	
37 Carter W			f g t										
38 Trent J													

Australia

1 Reid D						r r ss	r r r r s	r s r	r r r	r s r r r	ss r rs r		
3 Fallah C	2c		g	p t	f			f f	fg	bt gba	t		
4 Hodgson A	t t		t f t t					t e f t f	a			f t	
5 Hegner A	a t							f f	b e g b	g	f	a	
6 Cornish A	ft	2		f	2		t a a p t p	g	a t			f f	
7 Wilson C							e2						
9 Pena	t t f t t	t a f		t t t t t f f	f					bt t	g t bt	t g	
10 Wentz A	tt g						g f	t	g	gi			
13 Kim J												g	
14 Prause C							i						i
21 Powar A	rrrr rrrr	r r r r s r	r r r r s r s r	r r s r r	r r r r r								
23 Toze N	t	t g	t f			g	t	i g					
30 Meagher R		t g	f	f g f t						g2c	t p f g g		

In game	g Goal scored	f Missed shot	a Assist	t Technical faults	b Steal
2 2min suspension	e Earned 7m	c Committed 7m	y Yellow card	r Red Card	k Blue card
i Earned 2min.	x Block	4 4min suspension	p Pass for clear chance	s Saved shot	r Received goal