



# IHF Trophy Inter-Continental Phase Junior (U20)



4. round

Match Team Statistics

## Costa Rica 22 - 36 Guinea

10.3.2023. 19:00

Match No. 8

(8 - 18) (14 - 18)

Attendance: 528

BN Arena

Referees: Lucas Hellbusch (GER) / Darnel Jansen (GER)

### Costa Rica

#	Surname and name	S	Goals / shots								Attack				Def.			Penalties				TP					
			Tot.	%	9m	6m	Wing	7m	FB	Brk.	LD	As.	PC	E7	E2	TF	St.	C7	Blk	YC	2m		R	B			
3	SUAREZ MATARRITA Erick Andrey	S	2/11	18	1/6	0/1		1/1	0/2	0/1						5											26:46
6	LARA MARTINEZ Ali Sebastian		0/1	0				0/1																			28:59
7	VILLALTA PALACIOS Josue		0/2	0	0/2																						5:01
8	SABORIO CALVO Oscar Gabriel		3/5	60	0/1			3/4							1		1	2	1								38:16
9	MONTOYA MONTIEL Joseph	S	0/3	0				0/3																			22:54
11	CUBERO GOMEZ Drivan Fabian	S	1/3	33				0/2											1					1			48:00
12	CANTARERO MARTINEZ Jerson Yafeth	S	2/2	100		2/2										2	1	2									40:54
14	SOLIS LEAL Jose Fernando																	2									19:06
15	SUAREZ MATARRITA Erick Kendall		4/5	80	1/1	1/1									1	1		1									26:29
16	GOMEZ VIALES Victor Manuel	S																									38:01
17	TRUJILLO VELASQUEZ Alex		3/4	75		0/1				1/1	2/2				3	1	2	2	7	1							29:38
18	VARGAS ALFARO Saul Alberto	S	5/9	56	1/3	2/2		2/3	0/1						5	1			4	1							46:17
19	MORA MORALES Christopher	S	2/3	67	1/2					1/1					2				6								27:40
20	CAMPOS RUIZ Jared Joahn																										21:59
Team / bench																											
UKUPNO			22/48	46	4/15	5/7	3/10	3/4	1/4	6/8	0/0				9	11	4	4	30	3	1	0	0	1	0	0	

#	Surname and name	Saves / shots								
		Tot.	%	9m	6m	Wing	7m	FB	Brk.	LD
16	GOMEZ VIALES Victor Manuel	9/32	28	3/10	1/5	0/1		3/9	2/7	
20	CAMPOS RUIZ Jared Joahn	6/19	32	2/6	1/5	1/2	0/1	1/2	1/3	
TOTAL		15/51	29	5/16	2/10	1/3	0/1	4/11	3/10	0/0

Coach: Hanner Fabricio Parra Martinez

Number of attacks: 74, Efficiency: 30%, Average Duration: 24.09 seconds

### Attack by type of defense

	Shots	9m	6m	Wing	TF	E7	E2
On def. 6-0	18/40	4/15	5/7	3/10	30	4	4
Fastbreak	1/4				0	0	0

### Defense by type

	Total	9m	6m	Wing	Stl.	C7	2m
Def. 6-0	18/28	8/14	5/6	1/2	3	0	0
Def. 5-1	10/13	3/4	3/4	1/1	0	0	0
Def. 4-2	0/3	0/1	0/1	0/0	0	1	1
Fastbreak	7/12				0	0	0

### Attack with superiority / minority / goalkeeper out

	Attack				Reaction		
	Att.	Eff.	Shots	TF	FB	LD	Tot.
6 on 6	60	18%	11/32	28			
6 on 5	12	75%	9/10	2			
5 on 6	2	100%	2/2	0			

Player superiority / GK out counted at the end of attack (in case it changes during attack)

### Defense with superiority / minority / goalkeeper out

	Attack				Reaction		
	Att.	Eff.	Shots	TF	FB	LD	Tot.
6 on 6	61	56%	34/47	14			
5 on 6	11	0%	0/2	9			
6 on 5	3	67%	2/3	0			

Numbers show attacking numbers of opponent. Lower efficiency of opponent means better defense of this team

# Jersey number Tot. Total shooting 6m 6m (line) shooting 9m 9m shooting Wng Wing shooting FB Fastbreak sh. 7m 7m penalty sh.  
 Brk. Breakthrough sh. LD Long distance sh. As. Assists PC Pass clear chance E7 Earned 7m pen. TF Technical faults St. Steals  
 2m 2m punishments C7. Committed 7m E2 Earned 2m pun. YC. Yellow cards R/B Red/Blue cards Blk. Blocks S Starting Line-up



# IHF Trophy Inter-Continental Phase Junior (U20)



4. round

## Match Team Statistics

Match No. 8

## Costa Rica 22 - 36 Guinea

(8 - 18) (14 - 18)

10.3.2023. 19:00

Attendance: 528

BN Arena

Referees: Lucas Hellbusch (GER) / Darnel Jansen (GER)

## Shot distribution by player

### 3 E. Suarez Matarrita

0/2		
0/1		1/2
1/2	0/1	0/1

1 post 1 block

### 6 A. Lara Martinez

	0/1	

### 7 J. Villalta Palacios

	0/1	

1 miss.

### 8 O. Saborio Calvo

1/1	0/1	
1/2		
1/1		

### 9 J. Montoya Montiel

		0/1

1 post 1 miss.

### 11 D. Cubero Gomez

	0/1	
		1/1

### 12 J. Cantarero Martinez

2/2		

### 14 J. Solis Leal


### 15 E. Suarez Matarrita

		1/1
		1/1
2/2		

1 miss.

### 17 A. Trujillo Velasquez

1/1		1/1
	1/1	

1 miss.

### 18 S. Vargas Alfaro

1/1		
		1/1
2/3		1/2

1 miss. 1 block

### 19 C. Mora Morales

1/1		1/1

1 block

### TOTAL

4/6	0/2	1/1
2/4		4/6
7/9	1/4	3/5

2 post 5 miss. 3 block

## Saves distribution goalkeepers

### 16 V. Gomez Viales

	0/4	4/10
0/1	1/1	2/5
0/1	0/2	2/8

### 20 J. Campos Ruiz

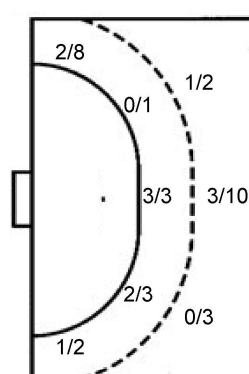
1/5	1/3	0/4
		4/4
0/2	0/1	

### TOTAL

1/5	1/7	4/14
0/1	1/1	6/9
0/3	0/3	2/8

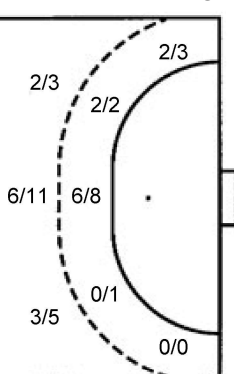
## Shots by position

### ATTACK



7m penalties	3/4
Fastbreak	1/4
Breakthrough	6/8
Long dist.	0/0

### DEFENSE



7m penalties	1/1
Fastbreak	7/12
Breakthrough	7/11
Long dist.	0/0

## Shooting statistics

Position	Goals	Sav.	Miss.	Post	Blk.	Total	%
Back (9m)	4	6	1	1	3	15	27
Line (6m)	5	1	1	0	0	7	71
Wing	3	5	1	1	0	10	30
7m penalties	3	0	1	0	0	4	75
Fastbreak	1	3	0	0	0	4	25
Breakthrough	6	1	1	0	0	8	75
<b>Total</b>	<b>22</b>	<b>16</b>	<b>5</b>	<b>2</b>	<b>3</b>	<b>48</b>	<b>46</b>

# Jersey number Tot. Total shooting 6m 6m (line) shooting 9m 9m shooting Wng Wing shooting FB Fastbreak sh. 7m 7m penalty sh.  
 Brk. Breakthrough sh. LD Long distance sh. As. Assists PC Pass clear chance E7 Earned 7m pen. TF Technical faults St. Steals  
 2m 2m punishments C7. Committed 7m E2 Earned 2m pun. YC. Yellow cards R/B Red/Blue cards Blk. Blocks S Starting Line-up



# IHF Trophy Inter-Continental Phase Junior (U20)



4. round

Match Team Statistics

## Costa Rica 22 - 36 Guinea

10.3.2023. 19:00

Match No. 8

(8 - 18) (14 - 18)

Attendance: 528

BN Arena

Referees: Lucas Hellbusch (GER) / Darnel Jansen (GER)

### Guinea

#	Surname and name	S	Goals / shots								Attack					Def.			Penalties				TP				
			Tot.	%	9m	6m	Wing	7m	FB	Brk.	LD	As.	PC	E7	E2	TF	St.	C7	Blk	YC	2m	R		B			
1	SYLLA Aboubacar																										0:09
2	DIALLO Mamadou Kembre														1	1											8:33
3	MAKANERA Seydou																										4:32
4	CAMARA Facinet		1/1	100		1/1																					0:44
5	PIVI Zebelatokpa	S	4/5	80		1/1	1/1		1/2	1/1				2	1			3	1								60:00
6	COUMBASSA Mady	S	1/3	33	0/1				0/1	1/1				2	3			3	2	1				2			55:28
7	BARRY Abdourahmane		0/2	0		0/1			0/1																		6:27
8	DRAME Mohamed	S	3/6	50	3/3	0/1				0/2								5	3					1			47:08
9	CONTE Ismael	S	3/3	100		2/2				1/1				2				2		1							50:43
10	DRAME Bambo	S	15/20	75	6/8	3/5		1/1	3/3	2/3				4	5	1	1	7		2							60:00
11	CAMARA Cece Jonas	S	9/14	64	2/6	1/1	1/1		3/4	2/2								1	1					1			36:10
13	BAYO Baskou		0/3	0	0/1				0/1	0/1				2				1									30:15
16	CAMARA Mohamed Fanboy	S																1									59:51
Team / bench																											
UKUPNO			36/57	63	11/19	8/11	2/3	1/1	7/12	7/11	0/0				13	10	1	1	23	4	4	3	0	4	0	0	0

Goalkeepers		Saves / shots								
#	Surname and name	Tot.	%	9m	6m	Wing	7m	FB	Brk.	LD
1	SYLLA Aboubacar	0/1	0				0/1			
16	CAMARA Mohamed Fanboy	15/36	42	6/10	1/6	4/7	0/2	3/4	1/7	
TOTAL		15/37	41	6/10	1/6	4/7	0/3	7/4	1/7	0/0

Coach: Malick Camara

Number of attacks: 75, Efficiency: 48%, Average Duration: 23.93 seconds

### Attack by type of defense

	Shots	9m	6m	Wing	TF	E7	E2
On def. 6-0	18/28	8/14	5/6	1/2	11	0	0
On def. 5-1	10/13	3/4	3/4	1/1	8	0	0
On def. 4-2	0/3	0/1	0/1	0/0	2	1	1
On def. 3-3	0/0	0/0	0/0	0/0	2	0	0
Fastbreak	7/12				0	0	0

### Defense by type

	Total	9m	6m	Wing	Stl.	C7	2m
Def. 6-0	18/40	4/15	5/7	3/10	4	4	4
Fastbreak	1/4				0	0	0

### Defense with superiority / minority / goalkeeper out

	Attack				Reaction		
	Att.	Eff.	Shots	TF	FB	LD	Tot.
6 on 6	60	18%	11/32	28			
6 on 5	12	75%	9/10	2			
5 on 6	2	100%	2/2	0			

Numbers show attacking numbers of opponent. Lower efficiency of opponent means better defense of this team

### Attack with superiority / minority / goalkeeper out

	Attack				Reaction		
	Att.	Eff.	Shots	TF	FB	LD	Tot.
6 on 6	61	56%	34/47	14			
5 on 6	11	0%	0/2	9			
6 on 5	3	67%	2/3	0			

Player superiority / GK out counted at the end of attack (in case it changes during attack)

# Jersey number Tot. Total shooting 6m 6m (line) shooting 9m 9m shooting Wng Wing shooting FB Fastbreak sh. 7m 7m penalty sh.  
 Brk. Breakthrough sh. LD Long distance sh. As. Assists PC Pass clear chance E7 Earned 7m pen. TF Technical faults St. Steals  
 2m 2m punishments C7. Committed 7m E2 Earned 2m pun. YC. Yellow cards R/B Red/Blue cards Blk. Blocks S Starting Line-up



# IHF Trophy Inter-Continental Phase Junior (U20)



4. round

Match Team Statistics

Match No. 8

## Costa Rica 22 - 36 Guinea

(8 - 18) (14 - 18)

10.3.2023. 19:00

Attendance: 528

BN Arena

Referees: Lucas Hellbusch (GER) / Darnel Jansen (GER)

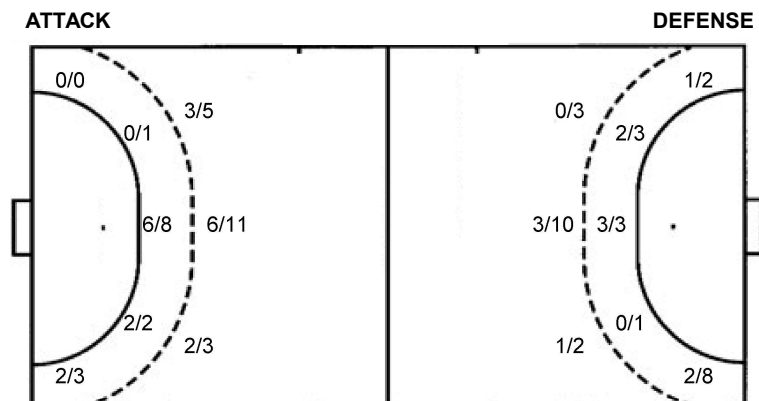
### Shot distribution by player

<b>2 M. Diallo</b>	<b>3 S. Makenra</b>	<b>4 F. Camara</b>	<b>5 Z. Pivi</b>	<b>6 M. Coumbassa</b>	<b>7 A. Barry</b>	<b>8 M. Drame</b>
			1/1		0/1	1/2
			0/1		0/1	
		1/1	1/1	1/1		1/2
			2/2	0/1		
				1 post		
<b>9 I. Conte</b>	<b>10 B. Drame</b>	<b>11 C. Camara</b>	<b>13 B. Bayo</b>	<b>TOTAL</b>		
1/1	2/2 3/3 6/6	2/2 1/1 2/5		4/5 6/7 10/14		
	1/1 0/1 2/4		0/1	1/1 0/1 3/9		
2/2		2/2 1/1		3/3 3/3 6/8		
	1 post 1 miss.	1 miss.	1 post 1 miss.	3 post 3 miss.		

### Saves distribution goalkeepers

<b>1 A. Sylla</b>	<b>16 M. Camara</b>	<b>TOTAL</b>
0/1	2/6 2/2 0/1	2/6 2/2 0/1
	2/4	2/4
	2/9 3/4 2/5	2/9 3/4 2/5

### Shots by position



7m penalties 1/1  
Fastbreak 7/12  
Breakthrough 7/11  
Long dist. 0/0

7m penalties 3/4  
Fastbreak 1/4  
Breakthrough 6/8  
Long dist. 0/0

### Shooting statistics

Position	Goals	Sav.	Miss.	Post	Blk.	Total	%
Back (9m)	11	5	1	2	0	19	58
Line (6m)	8	2	0	1	0	11	73
Wing	2	1	0	0	0	3	67
7m penalties	1	0	0	0	0	1	100
Fastbreak	7	4	1	0	0	12	58
Breakthrough	7	3	1	0	0	11	64
<b>Total</b>	<b>36</b>	<b>15</b>	<b>3</b>	<b>3</b>	<b>0</b>	<b>57</b>	<b>63</b>

# Jersey number Tot. Total shooting 6m 6m (line) shooting 9m 9m shooting Wng Wing shooting FB Fastbreak sh. 7m 7m penalty sh.  
Brk. Breakthrough sh. LD Long distance sh. As. Assists PC Pass clear chance E7 Earned 7m pen. TF Technical faults St. Steals  
2m 2m punishments C7. Committed 7m E2 Earned 2m pun. YC. Yellow cards R/B Red/Blue cards Blk. Blocks S Starting Line-up

Handball statistics and livescore by Toma-soft ltd (www.toma-soft.hr)

