



IHF Trophy Inter-Continental Phase Junior (U20)



4. round

Match Team Statistics

Cuba 36 - 23 Great Britain

10.3.2023. 15:00

Match No. 7

(17 - 14) (19 - 9)

Attendance: 217

BN Arena

Referees: Mohamed Chouraki (MAR) / Achraf El Mouniri (MAR)

Cuba

#	Surname and name	S	Goals / shots								Attack					Def.			Penalties				TP					
			Tot.	%	9m	6m	Wing	7m	FB	Brk.	LD	As.	PC	E7	E2	TF	St.	C7	Blk	YC	2m	R		B				
1	NEGRET SEMANAT Esniel																											
2	ALMEIDA DUQUENZE Ronaldo Hiriam	S	13/17	76	8/12	1/1											3	1		2	1	1						60:00
3	HERNANDEZ BRITO Omar Lazaro																	1							1			4:53
11	MINIET PEREZ Osmany																											1:09
12	GIRON SUAREZ Dairon Daniel	S																										55:10
13	GONZALEZ RUIZ Andro Cesar	S	5/8	63		2/4											2	1						1				53:48
14	VAZQUEZ ABALLI Maiko Antonio	S	11/18	61	8/13	0/1											4	1	2									60:00
19	CORDIES CASTILLO Samuel Alejandro	S	3/4	75	2/2	0/1			1/1								2	3	1									56:03
34	MENDEZ CABRERA Rolando	S	1/2	50	0/1			1/1									1	1										60:00
35	AGUIRRE MARTINEZ Rosniel Javier																											
49	MORA CASTILLO Lisvan		1/2	50					0/1	1/1							2											12:06
55	MENEDEZ HERNANDEZ Ronal Paulo																											
66	RONDON ARCEO Diosel Manuel	S	2/7	29		1/4											1											56:51
	Team / bench																											
	UKUPNO		36/58	62	18/28	2/7	3/5	1/1	5/9	7/7	0/1	11	10	2	0	16	7	5	2	1	5	1	0					

#	Surname and name	Saves / shots								
		Tot.	%	9m	6m	Wing	7m	FB	Brk.	LD
1	NEGRET SEMANAT Esniel									
12	GIRON SUAREZ Dairon Daniel	19/41	46	5/7	3/8	4/8	4/6	0/3	3/9	
	TOTAL	19/41	46	5/7	3/8	4/8	4/6	0/3	3/9	0/0

Coach: Alexis Luis Michel

Number of attacks: 69, Efficiency: 52%, Average Duration: 25.54 seconds

Attack by type of defense

	Shots	9m	6m	Wing	TF	E7	E2
On def. 6-0	5/8	5/7	0/1	0/0	0	0	0
On def. 5-1	24/37	12/19	2/6	3/5	16	2	0
On def. 4-2	1/2	1/2	0/0	0/0	0	0	0
Fastbreak	5/9				0	0	0

Defense by type

	Total	9m	6m	Wing	Stl.	C7	2m
Def. 6-0	16/35	2/11	4/7	4/7	6	5	3
Def. 4-2	1/10	0/3	1/3	0/2	1	0	2
Fastbreak	3/5				0	0	0

Attack with superiority / minority / goalkeeper out

	Attack				Reaction		
	Att.	Eff.	Shots	TF	FB	LD	Tot.
7 on 6 (GK out)	6	33%	2/2	4	0/0	1/2	1/2
6 on 6 (GK out)	5	80%	4/5	0	0/0	0/0	0/0
6 on 6	53	51%	27/41	12			
6 on 5	2	100%	2/2	0			
5 on 6	3	33%	1/3	0			

Player superiority / GK out counted at the end of attack (in case it changes during attack)

Defense with superiority / minority / goalkeeper out

	Attack				Reaction		
	Att.	Eff.	Shots	TF	FB	LD	Tot.
7 on 6 (GK out)	5	40%	2/3	2	0/0	0/1	0/1
6 on 6	51	31%	16/35	16			
5 on 6	2	0%	0/1	1			
6 on 5	13	38%	5/10	3			

Numbers show attacking numbers of opponent. Lower efficiency of opponent means better defense of this team

Jersey number Tot. Total shooting 6m 6m (line) shooting 9m 9m shooting Wng Wing shooting FB Fastbreak sh. 7m 7m penalty sh.
 Brk. Breakthrough sh. LD Long distance sh. As. Assists PC Pass clear chance E7 Earned 7m pen. TF Technical faults St. Steals
 2m 2m punishments C7. Committed 7m E2 Earned 2m pun. YC. Yellow cards R/B Red/Blue cards Blk. Blocks S Starting Line-up



IHF Trophy Inter-Continental Phase Junior (U20)



4. round

Match Team Statistics

Match No. 7

Cuba 36 - 23 Great Britain

(17 - 14) (19 - 9)

10.3.2023. 15:00

Attendance: 217

BN Arena

Referees: Mohamed Chouraki (MAR) / Achraf El Mouniri (MAR)

Shot distribution by player

2 R. Almeida Duquenze

2/2		
1/2		1/1
1/1	1/2	4/5

1 block 3/3 lob

3 O. Hernandez Brito

11 O. Miniet Perez

13 A. Gonzalez Ruiz

	2/3	
	0/2	2/2
1/1		

14 M. Vazquez Aballi

1/1	2/2	
1/1		
6/6		1/2

1 post 2 miss. 3 block

19 S. Cordies Castillo

		1/1
2/2		0/1

34 R. Mendez Cabrera

	1/1	

1 miss.

35 R. Aguirre Martinez

49 L. Mora Castillo

	0/1	1/1

55 R. Menedez Hernandez

66 D. Rondon Arceo

	0/1	
1/3	1/1	
	0/1	

1 miss.

TOTAL

3/3	4/6	
3/6	1/4	5/5
10/10	2/4	5/8

1 post 4 miss. 4 block 3/3 lob

Saves distribution goalkeepers

1 E. Negret Semanat

12 D. Giron Suarez

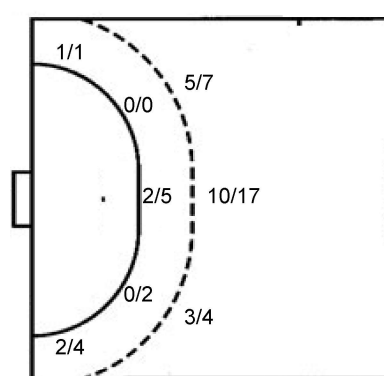
		0/3
3/4	7/7	2/3
3/9	0/4	4/10

TOTAL

		0/3
3/4	7/7	2/3
3/9	0/4	4/10

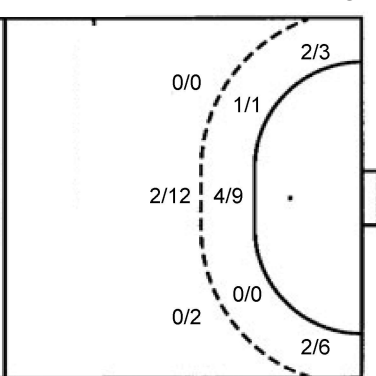
Shots by position

ATTACK



7m penalties 1/1
Fastbreak 5/9
Breakthrough 7/7
Long dist. 0/1

DEFENSE



7m penalties 2/6
Fastbreak 3/5
Breakthrough 6/12
Long dist. 1/2

Shooting statistics

Position	Goals	Sav.	Miss.	Post	Blk.	Total	%
Back (9m)	18	3	2	1	4	28	64
Line (6m)	2	5	0	0	0	7	29
Wing	3	2	0	0	0	5	60
7m penalties	1	0	0	0	0	1	100
Fastbreak	5	3	1	0	0	9	56
Breakthrough	7	0	0	0	0	7	100
Total	36	13	3	1	4	57	63

Jersey number Tot. Total shooting 6m 6m (line) shooting 9m 9m shooting Wng Wing shooting FB Fastbreak sh. 7m 7m penalty sh.
Brk. Breakthrough sh. LD Long distance sh. As. Assists PC Pass clear chance E7 Earned 7m pen. TF Technical faults St. Steals
2m 2m punishments C7. Committed 7m E2 Earned 2m pun. YC. Yellow cards R/B Red/Blue cards Blk. Blocks S Starting Line-up

Handball statistics and livescore by Toma-soft ltd (www.toma-soft.hr)



IHF Trophy Inter-Continental Phase Junior (U20)



4. round

Match Team Statistics

Cuba 36 - 23 Great Britain

10.3.2023. 15:00

Match No. 7

(17 - 14) (19 - 9)

Attendance: 217

BN Arena

Referees: Mohamed Chouraki (MAR) / Achraf El Mouniri (MAR)

Great Britain

#	Surname and name	S	Goals / shots								Attack				Def.			Penalties				TP			
			Tot.	%	9m	6m	Wing	7m	FB	Brk.	LD	As.	PC	E7	E2	TF	St.	C7	Blk	YC	2m		R	B	
21	ADAMSON James	S																						25:12	
22	MCDONALD Nathan Charles James											1		1										31:36	
23	KEALY Ryan James	S	0/3	0	0/1							0/2		1	1			2	1					20:25	
24	HOWES Remy Philip		0/4	0	0/1			0/1				0/2		2	3			2	1					38:03	
25	MUIR Frazer	S	2/5	40				2/5										2		2			1	41:06	
26	PERSSON Timothy Peter Leif		1/2	50				1/2																19:35	
27	TRENT Alex Michael		1/5	20	1/3	0/1		0/1						2	1			1	1					25:45	
28	WARDLE Reuben	S	2/7	29	1/5	0/1						1/1		2	1		1	6	1					33:56	
29	PINHEIRO BABB Tiago	S	5/10	50	0/2				0/1	4/6	1/1			2	1	3	2	5						50:36	
30	JOHNSON Euan		0/2	0	0/2									2				2						10:30	
31	NELSON Joseph	S	7/10	70			1/1	2/4	3/4	1/1								2						40:09	
36	LEAVY Joshua Lee																								
37	CARTER William Alexander		3/6	50		3/4		0/1							2			1		1				43:01	
38	TRENT Joseph	S	2/4	50		2/4												1					3	40:06	
	Team / bench																								
	UKUPNO		23/58	40	2/14	5/10	4/9	2/6	3/5	6/12	1/2			9	10	5	5	22	5	2	4	0	1	0	0

#	Surname and name	Saves / shots								
		Tot.	%	9m	6m	Wing	7m	FB	Brk.	LD
21	ADAMSON James	2/21	10	0/12	1/1	1/3		0/1	0/4	
22	MCDONALD Nathan Charles James	11/28	39	3/9	4/6	1/2	0/1	3/7	0/3	
	TOTAL	13/49	27	3/21	5/7	2/5	0/1	3/8	0/7	0/0

Coach: Zoran Lukacs

Number of attacks: 71, Efficiency: 32%, Average Duration: 25.32 seconds

Attack by type of defense

	Shots	9m	6m	Wing	TF	E7	E2
On def. 6-0	16/35	2/11	4/7	4/7	19	5	3
On def. 4-2	1/10	0/3	1/3	0/2	3	0	2
Fastbreak	3/5				0	0	0

Defense by type

	Total	9m	6m	Wing	Stl.	C7	2m
Def. 6-0	5/8	5/7	0/1	0/0	0	0	0
Def. 5-1	24/37	12/19	2/6	3/5	5	2	1
Def. 4-2	1/2	1/2	0/0	0/0	0	0	0
Fastbreak	5/9				0	0	0

Attack with superiority / minority / goalkeeper out

	Attack				Reaction		
	Att.	Eff.	Shots	TF	FB	LD	Tot.
7 on 6 (GK out)	5	40%	2/3	2	0/0	0/1	0/1
6 on 6	51	31%	16/35	16			
5 on 6	2	0%	0/1	1			
6 on 5	13	38%	5/10	3			

Player superiority / GK out counted at the end of attack (in case it changes during attack)

Defense with superiority / minority / goalkeeper out

	Attack				Reaction		
	Att.	Eff.	Shots	TF	FB	LD	Tot.
7 on 6 (GK out)	6	33%	2/2	4	0/0	1/2	1/2
6 on 6 (GK out)	5	80%	4/5	0	0/0	0/0	0/0
6 on 6	53	51%	27/41	12			
6 on 5	2	100%	2/2	0			
5 on 6	3	33%	1/3	0			

Numbers show attacking numbers of opponent. Lower efficiency of opponent means better defense of this team

Jersey number Tot. Total shooting 6m 6m (line) shooting 9m 9m shooting Wng Wing shooting FB Fastbreak sh. 7m 7m penalty sh.
 Brk. Breakthrough sh. LD Long distance sh. As. Assists PC Pass clear chance E7 Earned 7m pen. TF Technical faults St. Steals
 2m 2m punishments C7 Committed 7m E2 Earned 2m pun. YC Yellow cards R/B Red/Blue cards Blk. Blocks S Starting Line-up



IHF Trophy Inter-Continental Phase Junior (U20)



4. round

Match Team Statistics

Match No. 7

Cuba 36 - 23 Great Britain

(17 - 14) (19 - 9)

10.3.2023. 15:00

Attendance: 217

BN Arena

Referees: Mohamed Chouraki (MAR) / Achraf El Mouniri (MAR)

Shot distribution by player

23 R. Kealy

	0/1	0/1
0/1		

24 R. Howes

0/1	0/1	

1 miss. 1 block

25 F. Muir

	0/2	
		1/1

1 miss. 1/1 lob

26 T. Persson

1/1		0/1

27 A. Trent

0/1	0/1	
1/2		

1 post

28 R. Wardle

	0/2	
	1/1	1/1

2 post 1 miss.

29 T. Pinheiro Babb

		1/1
	1/1	1/1
		2/3

3 post 1 miss.

30 E. Johnson

0/1		

1 block

31 J. Nelson

		1/1
1/2		0/1
3/3	1/1	1/1

1 post

36 J. Leavy

37 W. Carter

		1/1
	2/2	0/1

2 miss.

38 J. Trent

1/1		1/2

1 post

TOTAL

		3/3
1/4	1/8	1/3
6/9	4/4	6/10

8 post 6 miss. 2 block 1/1 lob

Saves distribution goalkeepers

21 J. Adamson

0/2	0/2	
0/2	1/1	0/1
0/7	0/1	1/3

22 N. McDonald

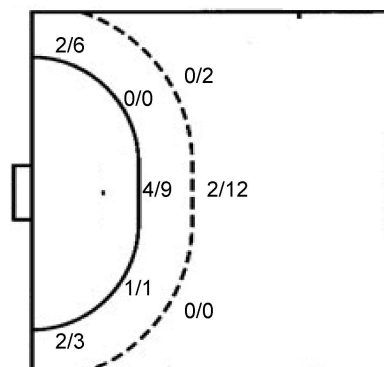
0/1	2/4	
3/4	2/3	0/4
0/3	2/3	2/5

TOTAL

0/3	2/6	
3/6	3/4	0/5
0/10	2/4	3/8

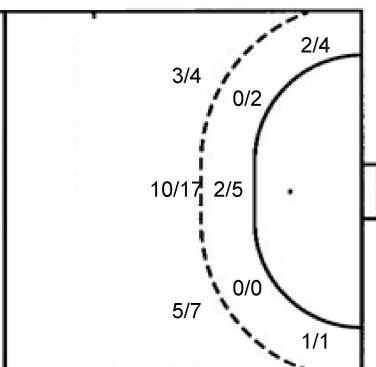
Shots by position

ATTACK



7m penalties 2/6
Fastbreak 3/5
Breakthrough 6/12
Long dist. 1/2

DEFENSE



7m penalties 1/1
Fastbreak 5/9
Breakthrough 7/7
Long dist. 0/1

Shooting statistics

Position	Goals	Sav.	Miss.	Post	Blk.	Total	%
Back (9m)	2	5	2	3	2	14	14
Line (6m)	5	3	1	1	0	10	50
Wing	4	4	1	0	0	9	44
7m penalties	2	4	0	0	0	6	33
Fastbreak	3	0	0	2	0	5	60
Breakthrough	6	3	1	2	0	12	50
Total	22	19	5	8	2	56	39

Jersey number Tot. Total shooting 6m 6m (line) shooting 9m 9m shooting Wng Wing shooting FB Fastbreak sh. 7m 7m penalty sh.
Brk. Breakthrough sh. LD Long distance sh. As. Assists PC Pass clear chance E7 Earned 7m pen. TF Technical faults St. Steals
2m 2m punishments C7. Committed 7m E2 Earned 2m pun. YC. Yellow cards R/B Red/Blue cards Blk. Blocks S Starting Line-up

Handball statistics and livescore by Toma-soft ltd (www.toma-soft.hr)

