



IHF Trophy Inter-Continental Phase Junior (U20)



3. round

Match Team Statistics

Great Britain 30 - 22 Costa Rica

9.3.2023. 19:00

Match No. 6

(10 - 16) (20 - 6)

Attendance: 560

BN Arena

Referees: Kristof Altmar (HUN) / Marton Horvath (HUN)

Great Britain

#	Surname and name	S	Goals / shots								Attack				Def.			Penalties				TP							
			Tot.	%	9m	6m	Wing	7m	FB	Brk.	LD	As.	PC	E7	E2	TF	St.	C7	Blk	YC	2m		R	B					
21	ADAMSON James															1													54:20
22	MCDONALD Nathan Charles James	S																											11:10
23	KEALY Ryan James	S	4/7	57	4/5											3		1	3	2	3								42:33
24	HOWES Remy Philip	S	0/3	0	0/2											2	3	1		5									28:08
25	MUIR Frazer	S	2/2	100																									60:00
26	PERSSON Timothy Peter Leif		3/6	50																					1				16:15
27	TRENT Alex Michael		7/11	64	3/6	1/1										3	2		1										41:38
28	WARDLE Reuben	S	8/9	89	4/4	1/1											1		1	6	1								28:37
29	PINHEIRO BABB Tiago																												0:01
30	JOHNSON Euan	S	2/3	67												1			1	1						2			46:14
31	NELSON Joseph		4/6	67		1/2	0/1	2/2	1/1									1											34:01
36	LEAVY Joshua Lee		0/1	0															2										2:00
37	CARTER William Alexander		0/1	0		0/1										1				1	1	1			1				29:15
38	TRENT Joseph	S	0/1	0		0/1										1	2									2			25:48
	Team / bench																									1			
	UKUPNO		30/50	60	11/17	3/5	4/7	4/5	2/4	6/12	0/0					9	9	5	7	14	6	1	2	1	5	0	0		

#	Surname and name	Saves / shots								
		Tot.	%	9m	6m	Wing	7m	FB	Brk.	LD
21	ADAMSON James	7/19	37	3/6		3/7			1/6	
22	MCDONALD Nathan Charles James	1/10	10	0/1	0/2	0/1	0/1		1/5	
	TOTAL	8/29	28	3/7	0/2	3/8	0/1	0/0	2/11	0/0

Coach: Zoran Lukacs

Number of attacks: 62, Efficiency: 48%, Average Duration: 33.13 seconds

Attack by type of defense

	Shots	9m	6m	Wing	TF	E7	E2
On def. 6-0	20/37	9/15	3/5	4/7	14	5	6
On def. 3-3	4/4	2/2	0/0	0/0	0	0	1
Fastbreak	2/4				0	0	0

Defense by type

	Total	9m	6m	Wing	Stl.	C7	2m
Def. 6-0	17/32	3/11	2/2	4/9	6	1	5
Def. 5-1	1/3	0/2	0/0	1/1	0	0	0
Def. 4-2	2/2	1/1	0/0	0/0	0	0	0
Fastbreak	0/0				0	0	0

Attack with superiority / minority / goalkeeper out

	Attack				Reaction		
	Att.	Eff.	Shots	TF	FB	LD	Tot.
7 on 6 (GK out)	1	100%	1/1	0	0/0	0/0	0/0
7 on 5 (GK out)	1	0%	0/0	1	0/0	1/1	1/1
6 on 6 (GK out)	3	33%	1/3	0	0/0	0/0	0/0
6 on 6	33	48%	16/25	8			
6 on 5	14	57%	8/12	2			
5 on 6	10	40%	4/7	3			

Player superiority / GK out counted at the end of attack (in case it changes during attack)

Defense with superiority / minority / goalkeeper out

	Attack				Reaction		
	Att.	Eff.	Shots	TF	FB	LD	Tot.
6 on 6	34	24%	8/18	16			
5 on 6	13	46%	6/8	5			
6 on 5	16	50%	8/13	3			

Numbers show attacking numbers of opponent. Lower efficiency of opponent means better defense of this team

Jersey number Tot. Total shooting 6m 6m (line) shooting 9m 9m shooting Wng Wing shooting FB Fastbreak sh. 7m 7m penalty sh.
 Brk. Breakthrough sh. LD Long distance sh. As. Assists PC Pass clear chance E7 Earned 7m pen. TF Technical faults St. Steals
 2m 2m punishments C7. Committed 7m E2 Earned 2m pun. YC. Yellow cards R/B Red/Blue cards Blk. Blocks S Starting Line-up



IHF Trophy Inter-Continental Phase Junior (U20)



3. round

Match Team Statistics

Match No. 6

Great Britain 30 - 22 Costa Rica

(10 - 16) (20 - 6)

9.3.2023. 19:00

Attendance: 560

BN Arena

Referees: Kristof Altmar (HUN) / Marton Horvath (HUN)

Shot distribution by player

23 R. Kealy

2/2		
		2/2

2 post 1 miss.

24 R. Howes

	0/1	

1 post 1 miss.

25 F. Muir

		1/1
		1/1

1 miss.

26 T. Persson

		1/1
	1/1	1/1

1 post 2 miss.

27 A. Trent

2/2		
1/1		
1/1	1/1	1/2

2 post 1 miss. 1/1 lob

28 R. Wardle

		2/2
	0/1	
3/3	2/2	1/1

29 T. Pinheiro Babb

30 E. Johnson

1/1		0/1
		1/1

31 J. Nelson

		2/2
		1/2
		1/2

36 J. Leavy

1 miss.

37 W. Carter

		0/1

38 J. Trent

1 miss.

TOTAL

2/2		5/5
4/4	0/2	2/5
4/4	4/4	8/10

6 post 7 miss. 1/1 lob

Saves distribution goalkeepers

21 J. Adamson

1/1	3/3	0/2
1/4	1/1	
0/3	1/1	0/2

22 N. McDonald

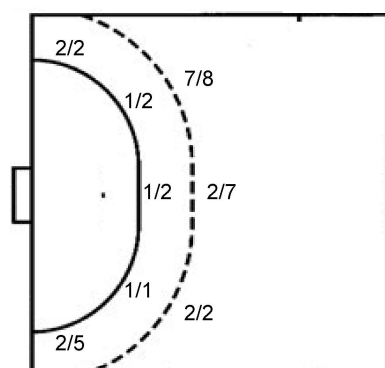
0/1		1/1
0/3	0/2	0/3

TOTAL

1/1	3/3	0/2
1/5	1/1	1/1
0/6	1/3	0/5

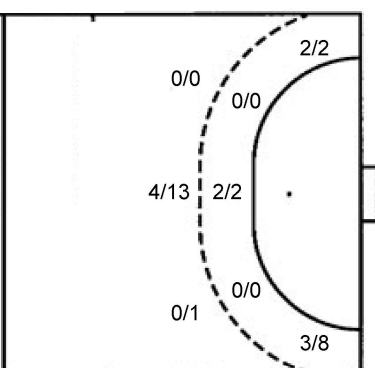
Shots by position

ATTACK



7m penalties 4/5
Fastbreak 2/4
Breakthrough 6/12
Long dist. 0/0

DEFENSE



7m penalties 1/1
Fastbreak 0/0
Breakthrough 9/11
Long dist. 1/3

Shooting statistics

Position	Goals	Sav.	Miss.	Post	Blk.	Total	%
Back (9m)	11	2	2	2	0	17	65
Line (6m)	3	2	0	0	0	5	60
Wing	4	1	1	1	0	7	57
7m penalties	4	0	0	1	0	5	80
Fastbreak	2	0	2	0	0	4	50
Breakthrough	6	2	2	2	0	12	50
Total	30	7	7	6	0	50	60

Jersey number Tot. Total shooting 6m 6m (line) shooting 9m 9m shooting Wng Wing shooting FB Fastbreak sh. 7m 7m penalty sh.
Brk. Breakthrough sh. LD Long distance sh. As. Assists PC Pass clear chance E7 Earned 7m pen. TF Technical faults St. Steals
2m 2m punishments C7. Committed 7m E2 Earned 2m pun. YC. Yellow cards R/B Red/Blue cards Blk. Blocks S Starting Line-up

Handball statistics and livescore by Toma-soft ltd (www.toma-soft.hr)



IHF Trophy Inter-Continental Phase Junior (U20)



3. round

Match Team Statistics

Match No. 6

Great Britain 30 - 22 Costa Rica

(10 - 16) (20 - 6)

9.3.2023. 19:00

Attendance: 560

BN Arena

Referees: Kristof Altmar (HUN) / Marton Horvath (HUN)

Costa Rica

#	Surname and name	S	Goals / shots									Attack				Def.			Penalties				TP				
			Tot.	%	9m	6m	Wing	7m	FB	Brk.	LD	As.	PC	E7	E2	TF	St.	C7	Blk	YC	2m	R		B			
3	SUAREZ MATARRITA Erick Andrey	S	4/11	36	0/5			1/1			2/4	1/1		2	3		2	3	1								45:56
6	LARA MARTINEZ Ali Sebastian		0/2	0			0/2																				5:49
7	VILLALTA PALACIOS Josue													2													17:22
8	SABORIO CALVO Oscar Gabriel	S	3/3	100			2/2			1/1				2			2	1									31:13
9	MONTOYA MONTIEL Joseph	S	5/9	56	1/2		3/6			1/1							2	1									54:11
11	CUBERO GOMEZ Drivan Fabian	S															1		1								53:40
12	CANTARERO MARTINEZ Jerson Yafeth	S	2/3	67		2/2						0/1			1	2	1										42:38
14	SOLIS LEAL Jose Fernando																										17:22
15	SUAREZ MATARRITA Erick Kendall																1										3:28
16	GOMEZ VIALES Victor Manuel	S	0/1	0								0/1															56:07
17	TRUJILLO VELASQUEZ Alex		0/1	0	0/1												2		1								29:24
18	VARGAS ALFARO Saul Alberto	S	7/10	70	2/5					5/5			5				12		3					2			42:41
19	MORA MORALES Christopher		1/1	100	1/1								1			1								1			16:16
20	CAMPOS RUIZ Jared Joahn																										3:53
Team / bench																											
UKUPNO			22/41	54	4/14	2/2	5/10	1/1	0/0	9/11	1/3		10	5	1	5	24	3	5	0	0	7	0	0			

#	Surname and name	Saves / shots								
		Tot.	%	9m	6m	Wing	7m	FB	Brk.	LD
16	GOMEZ VIALES Victor Manuel	7/32	22	2/12	2/5	1/4	0/3	0/2	2/6	
20	CAMPOS RUIZ Jared Joahn	0/5	0	0/1		0/1	0/1		0/2	
TOTAL		7/37	19	2/13	2/5	1/5	0/4	0/2	2/8	0/0

Coach: Hanner Fabricio Parra Martinez

Number of attacks: 63, Efficiency: 35%, Average Duration: 31.07 seconds

Attack by type of defense

	Shots	9m	6m	Wing	TF	E7	E2
On def. 6-0	17/32	3/11	2/2	4/9	23	1	5
On def. 5-1	1/3	0/2	0/0	1/1	1	0	0
On def. 4-2	2/2	1/1	0/0	0/0	0	0	0
Fastbreak	0/0				0	0	0

Defense by type

	Total	9m	6m	Wing	Stl.	C7	2m
Def. 6-0	20/37	9/15	3/5	4/7	3	5	6
Def. 3-3	4/4	2/2	0/0	0/0	0	0	1
Fastbreak	2/4				0	0	0

Attack with superiority / minority / goalkeeper out

	Attack				Reaction		
	Att.	Eff.	Shots	TF	FB	LD	Tot.
6 on 6	34	24%	8/18	16			
5 on 6	13	46%	6/8	5			
6 on 5	16	50%	8/13	3			

Player superiority / GK out counted at the end of attack (in case it changes during attack)

Defense with superiority / minority / goalkeeper out

	Attack				Reaction		
	Att.	Eff.	Shots	TF	FB	LD	Tot.
7 on 6 (GK out)	1	100%	1/1	0	0/0	0/0	0/0
7 on 5 (GK out)	1	0%	0/0	1	0/0	1/1	1/1
6 on 6 (GK out)	3	33%	1/3	0	0/0	0/0	0/0
6 on 6	33	48%	16/25	8			
6 on 5	14	57%	8/12	2			
5 on 6	10	40%	4/7	3			

Numbers show attacking numbers of opponent. Lower efficiency of opponent means better defense of this team

Jersey number Tot. Total shooting 6m 6m (line) shooting 9m 9m shooting Wng Wing shooting FB Fastbreak sh. 7m 7m penalty sh.
 Brk. Breakthrough sh. LD Long distance sh. As. Assists PC Pass clear chance E7 Earned 7m pen. TF Technical faults St. Steals
 2m 2m punishments C7. Committed 7m E2 Earned 2m pun. YC. Yellow cards R/B Red/Blue cards Blk. Blocks S Starting Line-up



IHF Trophy Inter-Continental Phase Junior (U20)



3. round

Match Team Statistics

Match No. 6

Great Britain 30 - 22 Costa Rica

(10 - 16) (20 - 6)

9.3.2023. 19:00

Attendance: 560

BN Arena

Referees: Kristof Altmar (HUN) / Marton Horvath (HUN)

Shot distribution by player

3 E. Suarez Matarrita

0/1	0/1	
	1/1	0/1
2/2		

4 miss. 1/1 lob

6 A. Lara Martinez

	0/1	

1 miss.

7 J. Villalta Palacios

1 miss.

8 O. Saborio Calvo

1/1		
2/2		

1 block

9 J. Montoya Montiel

	0/1	1/1
1/1		
	0/1	2/2

1 post 1 block 1/1 lob

11 D. Cubero Gomez

12 J. Cantarero Martinez

	1/1	1/1

1 miss.

14 J. Solis Leal

15 E. Suarez Matarrita

17 A. Trujillo Velasquez

1 miss.

18 S. Vargas Alfaro

	0/1	
2/3		
2/2	1/1	2/2

1 block

19 C. Mora Morales

		1/1

TOTAL

0/1	0/3	2/2
4/5	1/2	0/1
6/6	2/3	5/5

1 post 7 miss. 2 block 2/2 lob

Saves distribution goalkeepers

16 V. Gomez Viales

0/2		0/5
0/3	2/2	3/5
0/4	0/4	2/6

20 J. Campos Ruiz

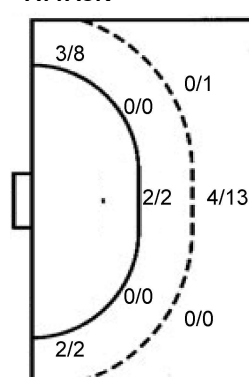
0/1		
		0/4

TOTAL

0/2		0/5
0/4	2/2	3/5
0/4	0/4	2/10

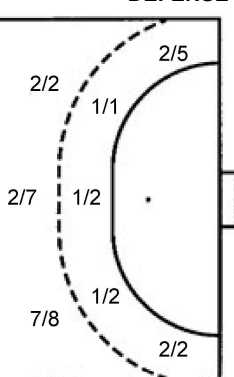
Shots by position

ATTACK



7m penalties 1/1
Fastbreak 0/0
Breakthrough 9/11
Long dist. 1/3

DEFENSE



7m penalties 4/5
Fastbreak 2/4
Breakthrough 6/12
Long dist. 0/0

Shooting statistics

Position	Goals	Sav.	Miss.	Post	Blk.	Total	%
Back (9m)	4	3	5	0	2	14	29
Line (6m)	2	0	0	0	0	2	100
Wing	5	3	1	1	0	10	50
7m penalties	1	0	0	0	0	1	100
Fastbreak	0	0	0	0	0	0	0
Breakthrough	9	2	0	0	0	11	82
Total	21	8	6	1	2	38	55

Jersey number Tot. Total shooting 6m 6m (line) shooting 9m 9m shooting Wng Wing shooting FB Fastbreak sh. 7m 7m penalty sh.
Brk. Breakthrough sh. LD Long distance sh. As. Assists PC Pass clear chance E7 Earned 7m pen. TF Technical faults St. Steals
2m 2m punishments C7. Committed 7m E2 Earned 2m pun. YC. Yellow cards R/B Red/Blue cards Blk. Blocks S Starting Line-up



IHF Trophy Inter-Continental Phase Junior (U20)



3. round

Match Team Statistics

Match No. 6

Great Britain 30 - 22 Costa Rica

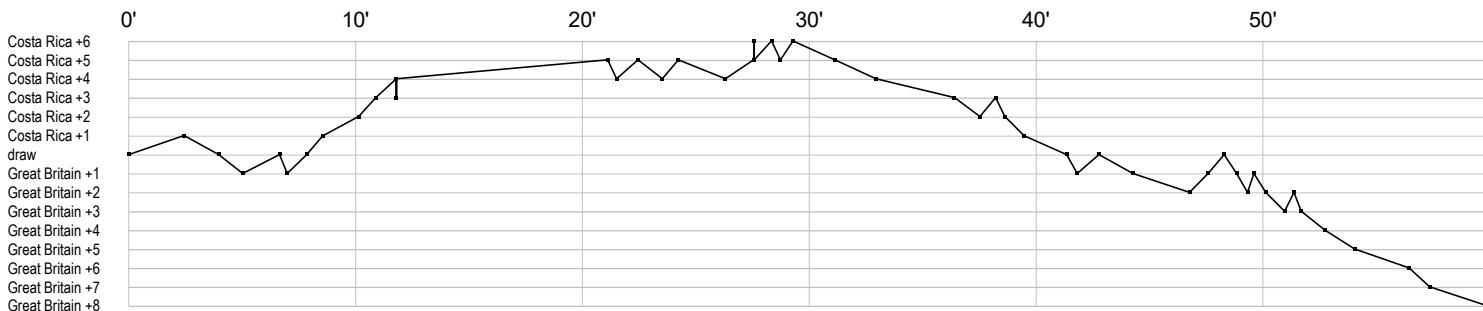
(10 - 16) (20 - 6)

9.3.2023. 19:00

Attendance: 560

BN Arena

Referees: Kristof Altmar (HUN) / Marton Horvath (HUN)



Great Britain

21 Adamson J				r	r	r		r	r	r		s	s	r		s	r	s	r	r	s	r	s	s	a								
22 Mcdonald N	r		r	r	r	r	r	s	r	r	r																						
23 Kealy R	b	bg		f	t	f	f			a					a	g	g				g	i	a	t	i	b	i	e					
24 Howes R	p	t	t	t	t	a		p	p	f		f		a	f													e	t				
25 Muir F						g																						g					
26 Persson T											x					g	f			f							g	f					
27 Trent A						f	g					g			f	pi		a	g	a			f		g	g	g	a	g	f	p		
28 Wardle R			bt			g						f	g	t	t										tt	g	g			g	g		
29 Pinheiro Babb																																	
30 Johnson E																																	
31 Nelson J	f																																
36 Leavy J																																	
37 Carter W																																	
38 Trent J																																	

Costa Rica

3 Suarez	a	f	g	gi	f	f	pi		a	g		bg		f	f		f	t	p	t	t		p	f										
6 Lara Martinez																		f		f														
7 Villalta									a		a																							
8 Saborio Calvo	b	t															t	g	p				g	g						p				
9 Montoya	t	b				g	f		g	g	g												g	f							ft	f		
11 Cubero																																		
12 Cantarero	g		e				ig																											
14 Solis Leal J																																		
15 Suarez																																		
16 Gomez Viales	s	r	r	r		s	ssrr		f	ss	r	r	r	r	r	r		r	r	r	r	r	r	r	r	r	r	r	r	r	r	r		
17 Trujillo																																		
18 Vargas Alfaro	t	t	t	t		g	a	g	gat	g							a	f	t	g	g		c	t		2		tt	a	t	c	f	g	t
19 Mora Morales																																		
20 Campos Ruiz																																		

In game	g	Goal scored	f	Missed shot	a	Assist	t	Technical faults	b	Steal	
2	2min suspension	e	Eearned 7m	c	Committed 7m	y	Yellow card	r	Red Card	k	Blue card
i	Eearned 2min.	x	Block	4	4min suspension	p	Pass for clear chance	s	Saved shot	r	Received goal