



IHF Trophy Inter-Continental Phase Junior (U20)



3. round

Match Team Statistics

Australia 17 - 40 Guinea

9.3.2023. 15:00

Match No. 5

(9 - 24) (8 - 16)

Attendance: 122

BN Arena

Referees: Kevin Loic Poulet (USA) / Rafael Augusto Marques (USA)

Australia

#	Surname and name	S	Goals / shots							Attack				Def.		Penalties			TP							
			Tot.	%	9m	6m	Wing	7m	FB	Brk.	LD	As.	PC	E7	E2	TF	St.	C7		Blk	YC	2m	R	B		
1	REID Daniel Mackenzie																							41:34		
3	FALLAH Christopher Abraham	S	2/6	33	0/2			2/3	0/1															49:09		
4	HODGSON Alexander Gordon		6/9	67	3/5			2/3							10	1								23:38		
5	HEGNER Alexander Baun		1/6	17	1/4	0/1									3		1					1		35:36		
6	CORNISH Alex John	S	3/7	43	2/5	1/1									4									39:06		
7	WILSON Christopher Hartley		1/2	50				1/2							1	1	1							6:53		
9	PENA GONZALEZ Alejandro	S	1/11	9	1/8				0/1	0/2					3	3	1							40:03		
10	WENTZ Alexander John	S	2/7	29	0/1	0/2	1/2		1/1	0/1					1									48:25		
13	KIM Joshua Ha Byn		0/1	0			0/1										1							11:35		
14	PRAUSE Caelan Patrick Kelsey	S																						24:41		
21	POWAR Akhil	S													1									18:31		
23	TOZE Nicholas Isaac Hunt		0/1	0						0/1					2	1						1		31:18		
30	MEAGHER Rohan Andrew	S	1/2	50	0/1	1/1									3		1	1				2		49:31		
	Team / bench																									
	UKUPNO		17/52	33	7/26	2/5	4/8	2/4	1/2	1/7	0/0				8	6	4	2	33	2	2	1	0	4	0	0

#	Surname and name	Saves / shots								
		Tot.	%	9m	6m	Wing	7m	FB	Brk.	LD
1	REID Daniel Mackenzie	13/37	35	2/8	3/9	3/5	1/2	4/10	0/3	
21	POWAR Akhil	4/20	20	3/12	0/2	0/1		1/3	0/2	
	TOTAL	17/57	30	5/20	3/11	3/6	1/2	5/13	0/5	0/0

Coach: Eoin Murray

Number of attacks: 77, Efficiency: 22%, Average Duration: 24.51 seconds

Attack by type of defense

	Shots	9m	6m	Wing	TF	E7	E2
On def. 6-0	12/42	5/24	2/5	4/7	32	4	2
On def. 4-2	2/4	2/2	0/0	0/1	1	0	0
Fastbreak	1/2				0	0	0

Defense by type

	Total	9m	6m	Wing	Stl.	C7	2m
Def. 6-0	31/48	15/24	8/11	3/8	2	2	4
Fastbreak	8/14				0	0	0

Attack with superiority / minority / goalkeeper out

	Attack				Reaction		
	Att.	Eff.	Shots	TF	FB	LD	Tot.
6 on 6	65	26%	17/37	28			
6 on 5	4	0%	0/4	0			
5 on 6	8	0%	0/3	5			

Player superiority / GK out counted at the end of attack (in case it changes during attack)

Defense with superiority / minority / goalkeeper out

	Attack				Reaction		
	Att.	Eff.	Shots	TF	FB	LD	Tot.
6 on 6	61	51%	31/47	14			
5 on 6	4	50%	2/2	2			
7 on 5 (GK out)	1	100%	1/1	0	0/0	0/0	0/0
6 on 5	11	55%	6/11	0			

Numbers show attacking numbers of opponent. Lower efficiency of opponent means better defense of this team

Jersey number Tot. Total shooting 6m 6m (line) shooting 9m 9m shooting Wng Wing shooting FB Fastbreak sh. 7m 7m penalty sh.
 Brk. Breakthrough sh. LD Long distance sh. As. Assists PC Pass clear chance E7 Earned 7m pen. TF Technical faults St. Steals
 2m 2m punishments C7. Committed 7m E2 Earned 2m pun. YC. Yellow cards R/B Red/Blue cards Blk. Blocks S Starting Line-up



IHF Trophy Inter-Continental Phase Junior (U20)



3. round

Match Team Statistics

Match No. 5

Australia 17 - 40 Guinea

(9 - 24) (8 - 16)

9.3.2023. 15:00

Attendance: 122

BN Arena

Referees: Kevin Loic Poulet (USA) / Rafael Augusto Marques (USA)

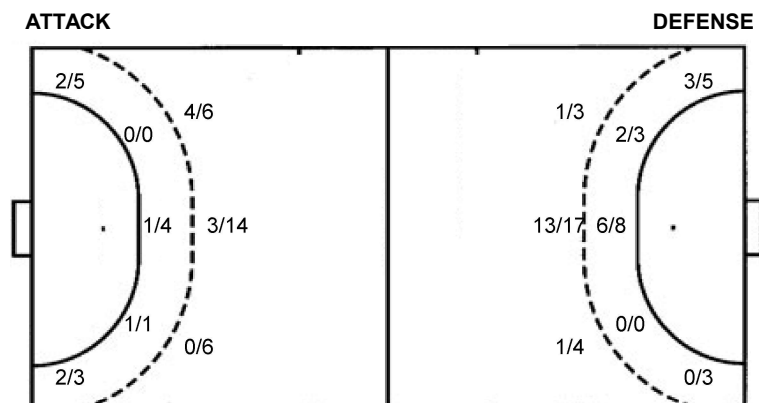
Shot distribution by player

3 C. Fallah 1/1 0/1 0/1 0/1 1/1 1 post	4 A. Hodgson 1/1 1/1 0/1 2/2 1/1 1/2 1 block	5 A. Hegner 0/1 0/1 1/2 0/1 1 block	6 A. Cornish 0/1 1/1 1/1 1/1 2 miss. 1 block	7 C. Wilson 1/1 1 miss.	9 A. Pena Gonzalez 1/1 0/4 0/1 5 block	10 A. Wentz 1/1 0/1 0/2 1/1 0/1 1 miss.
13 J. Kim 0/1	14 C. Prause	23 N. Toze 1 post	30 R. Meagher 0/1 1/1	TOTAL 2/2 1/1 1/2 1/3 0/11 0/1 6/8 3/5 3/5 2 post 4 miss. 8 block		

Saves distribution goalkeepers

1 D. Reid 0/1 3/7 0/4 3/4 4/4 0/3 1/5 2/4 0/5	21 A. Powar 0/1 0/1 0/2 0/2 1/2 2/3 0/4 0/3 1/2	TOTAL 0/2 3/8 0/6 3/6 5/6 2/6 1/9 2/7 1/7
---	---	---

Shots by position



Shooting statistics

Position	Goals	Sav.	Miss.	Post	Blk.	Total	%
Back (9m)	7	9	2	0	8	26	27
Line (6m)	2	2	1	0	0	5	40
Wing	4	2	1	1	0	8	50
7m penalties	2	2	0	0	0	4	50
Fastbreak	1	1	0	0	0	2	50
Breakthrough	1	5	0	1	0	7	14
Total	17	21	4	2	8	52	33

Jersey number Tot. Total shooting 6m 6m (line) shooting 9m 9m shooting Wng Wing shooting FB Fastbreak sh. 7m 7m penalty sh.
 Brk. Breakthrough sh. LD Long distance sh. As. Assists PC Pass clear chance E7 Earned 7m pen. TF Technical faults St. Steals
 2m 2m punishments C7. Committed 7m E2 Earned 2m pun. YC. Yellow cards R/B Red/Blue cards Blk. Blocks S Starting Line-up



IHF Trophy Inter-Continental Phase Junior (U20)



3. round

Match Team Statistics

Match No. 5

Australia 17 - 40 Guinea

(9 - 24) (8 - 16)

9.3.2023. 15:00

Attendance: 122

BN Arena

Referees: Kevin Loic Poulet (USA) / Rafael Augusto Marques (USA)

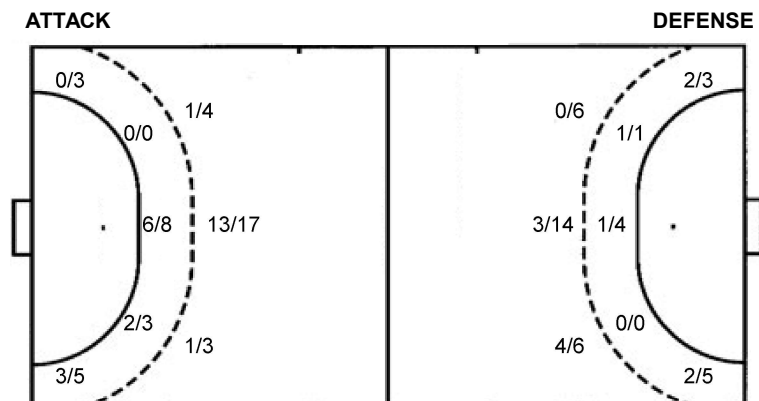
Shot distribution by player

2 M. Diallo	3 S. Makenra	4 F. Camara	5 Z. Pivi	6 M. Coumbassa	7 A. Barry	8 M. Drame
	0/1		1/1 0/1			
	0/2	0/1 0/1	0/1 1/1	0/1	1/1 0/1	
		1/1		1 post 1 miss.	1/2 1/1	1 miss.
9 I. Conte	10 B. Drame	11 C. Camara	13 B. Bayo	TOTAL		
1/1 1/1	4/4 2/2	1/1 0/1 2/2		2/2 5/8 6/6		
1/1 1/2 1/1	1/2	1/1 1/2		3/6 1/6 4/6		
1/1 1/1	2/2 2/2	7/8 1/2 1/1	1 miss.	8/9 5/7 6/7	3 post 3 miss. 1 block	
1 post		1 post 1 block				

Saves distribution goalkeepers

1 A. Sylla	16 M. Camara	TOTAL
0/1 0/1	0/1 1/2	0/2 0/1 1/2
1/2 2/2	1/1 9/9 1/1	2/3 11/11 1/1
0/2 0/1 1/3	2/6 2/4 1/2	2/8 2/5 2/5

Shots by position



7m penalties 1/2
 Fastbreak 8/14
 Breakthrough 5/5
 Long dist. 0/0

7m penalties 2/4
 Fastbreak 1/2
 Breakthrough 1/7
 Long dist. 0/0

Shooting statistics

Position	Goals	Sav.	Miss.	Post	Blk.	Total	%
Back (9m)	15	5	2	1	1	24	63
Line (6m)	8	3	0	0	0	11	73
Wing	3	3	1	1	0	8	38
7m penalties	1	1	0	0	0	2	50
Fastbreak	8	5	0	1	0	14	57
Breakthrough	5	0	0	0	0	5	100
Total	40	17	3	3	1	64	63

Jersey number Tot. Total shooting 6m 6m (line) shooting 9m 9m shooting Wng Wing shooting FB Fastbreak sh. 7m 7m penalty sh.
 Brk. Breakthrough sh. LD Long distance sh. As. Assists PC Pass clear chance E7 Earned 7m pen. TF Technical faults St. Steals
 2m 2m punishments C7. Committed 7m E2 Earned 2m pun. YC. Yellow cards R/B Red/Blue cards Blk. Blocks S Starting Line-up



IHF Trophy Inter-Continental Phase Junior (U20)



3. round

Match Team Statistics

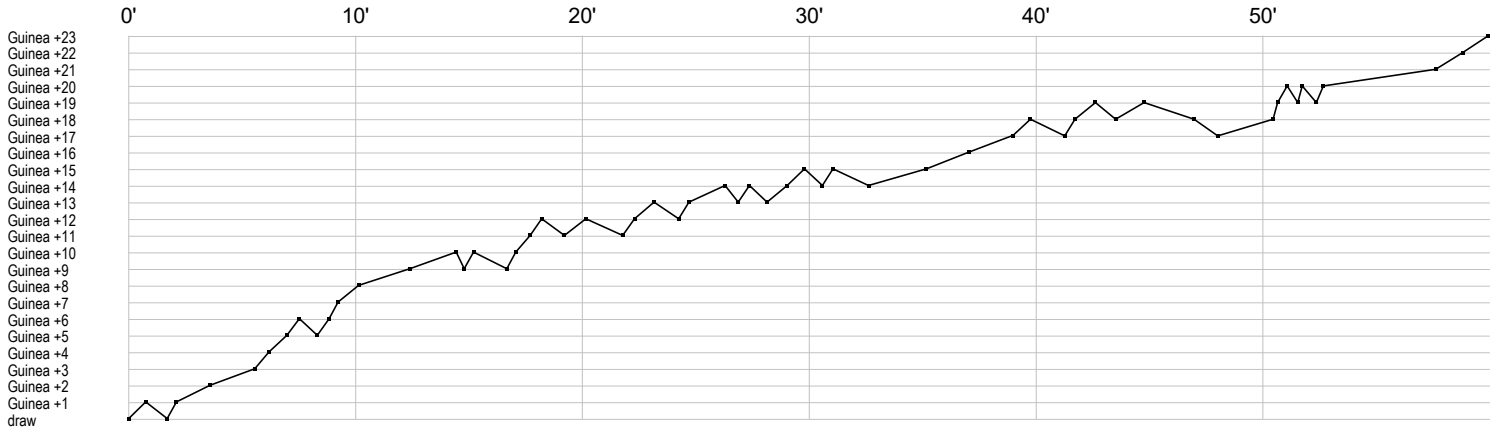
Match No. 5

Australia 17 - 40 Guinea

(9 - 24) (8 - 16)

9.3.2023. 15:00
Attendance: 122
BN Arena

Referees: Kevin Loic Poulet (USA) / Rafael Augusto Marques (USA)



Australia

1 Reid D	r s r r r r r s r r r r s s r r r r r s r r s r s s r r r r s s s r t r s
3 Fallah C	a f p g f g f f
4 Hodgson A	t t g t t b g g f g f f t a t t f g g t a t t
5 Hegner A	a t f t fa t g f f f f
6 Cornish A	g f t f p f t g f t g t
7 Wilson C	g i e f t
9 Pena	f p t t p f t t t p g f e a f f t t a t a f t f f f
10 Wentz A	f f f t f f f g g
13 Kim J	f b
14 Prause C	
21 Powar A	r s r s r s r r r r r r r t s r r r r
23 Toze N	e e 2 f i
30 Meagher R	t g t t p x 2 2c f

Guinea

1 Sylla A	r r r r s s s r r s r r
2 Diallo M	t
3 Makanera S	f a f
4 Camara F	g f f b t
5 Pivi Z	a a t a x g a g p i a f f baa p x t
6 Coumbassa	c f g f g f p t
7 Barry A	ba c p g2c g g f f
8 Drame M	f b t t f 2
9 Conte I	g g g b g b g i i e g b f g
10 Drame B	x xg g g b f t b g c g b a g p t g a p xa x t g g g f t xx
11 Camara C	g f gt gg g a g t g g f g a t t f g b g g f g f f p g
13 Bayo B	p p p f
16 Camara M	r s s a r s r t s r s r s s r s r ass s r r s s s s a s s

In game	g Goal scored	f Missed shot	a Assist	t Technical faults	b Steal
2 2min suspension	e Earned 7m	c Committed 7m	y Yellow card	r Red Card	k Blue card
i Earned 2min.	x Block	4 4min suspension	p Pass for clear chance	s Saved shot	r Received goal