



IHF Trophy Inter-Continental Phase Junior (U20)



2. round

Match Team Statistics

Guinea 26 - 32 Great Britain

8.3.2023. 19:00

Match No. 4

(13 - 16) (13 - 16)

Attendance: 326

BN Arena

Referees: Agustin Conberse (ARG) / Santiago Martin Correa (ARG)

Guinea

Players		Goals / shots									Attack					Def.			Penalties				TP			
#	Surname and name	S	Tot.	%	9m	6m	Wing	7m	FB	Brk.	LD	As.	PC	E7	E2	TF	St.	C7	Blk	YC	2m	R		B		
1	SYLLA Aboubacar																								0:35	
2	DIALLO Mamadou Kembre												1			1	2									15:23
3	MAKANERA Seydou												1						1			2				8:42
4	CAMARA Facinet		1/3	33	0/1	0/1					1/1		1					2		1						6:20
5	PIVI Zebelatokpa		5/7	71	2/3				3/4				3	1	1	1	2	1								47:34
6	COUMBASSA Mady	S	5/7	71		1/1	0/2		3/3		1/1						1	1						1		51:18
7	BARRY Abdourahmane		0/1	0			0/1										1							1		26:07
8	DRAMÉ Mohamed	S	2/7	29	2/7								2	2			4	2	1					1		60:00
9	CONTE Ismael	S	4/7	57		3/4	1/2			0/1						1	3							1		54:00
10	DRAMÉ Bambo	S	7/14	50	5/11			2/2		0/1			2	1	1		4							3		35:43
11	CAMARA Cece Jonas	S	0/2	0	0/2													1						1		16:47
13	BAYO Basekou	S	2/5	40	1/3				0/1	1/1			2				3	1		1						38:06
16	CAMARA Mohamed Fanboy	S											1													59:25
Team / bench																										
UKUPNO			26/53	49	10/27	4/6	1/5	2/2	6/8	1/3	2/2		12	5	2	3	20	7	2	3	1	9	1	0		

Goalkeepers		Saves / shots								
#	Surname and name	Tot.	%	9m	6m	Wing	7m	FB	Brk.	LD
1	SYLLA Aboubacar	0/2	0				0/2			
16	CAMARA Mohamed Fanboy	11/41	27	7/14	1/10	2/10	0/1	0/2	1/4	
TOTAL		11/43	26	7/14	1/10	2/10	0/3	0/2	1/4	0/0

Coach: Malick Camara

Number of attacks: 68, Efficiency: 38%, Average Duration: 25.29 seconds

Attack by type of defense

	Shots	9m	6m	Wing	TF	E7	E2
On def. 6-0	16/38	10/25	4/6	1/5	19	1	1
On def. 5-1	0/3	0/2	0/0	0/0	1	1	2
Fastbreak	6/8				0	0	0

Defense by type

	Total	9m	6m	Wing	Stl.	C7	2m
Def. 6-0	27/44	7/19	9/10	8/11	7	2	9
Fastbreak	2/2				0	0	0

Attack with superiority / minority / goalkeeper out

	Attack				Reaction		
	Att.	Eff.	Shots	TF	FB	LD	Tot.
6 on 6	46	37%	17/33	13			
6 on 5	5	60%	3/4	1			
5 on 6	15	33%	5/10	5			
5 on 5	2	50%	1/1	1			

Player superiority / GK out counted at the end of attack (in case it changes during attack)

Defense with superiority / minority / goalkeeper out

	Attack				Reaction		
	Att.	Eff.	Shots	TF	FB	LD	Tot.
7 on 6 (GK out)	2	0%	0/1	1	0/0	0/0	0/0
6 on 6 (GK out)	2	50%	1/2	0	0/0	2/2	2/2
6 on 6	42	43%	18/25	17			
5 on 6	2	50%	1/2	0			
6 on 5	18	56%	10/13	5			
5 on 5	1	100%	1/1	0			
6 on 4	1	100%	1/1	0			

Numbers show attacking numbers of opponent. Lower efficiency of opponent means better defense of this team

Jersey number Tot. Total shooting 6m 6m (line) shooting 9m 9m shooting Wng Wing shooting FB Fastbreak sh. 7m 7m penalty sh.
 Brk. Breakthrough sh. LD Long distance sh. As. Assists PC Pass clear chance E7 Earned 7m pen. TF Technical faults St. Steals
 2m 2m punishments C7. Committed 7m E2 Earned 2m pun. YC. Yellow cards R/B Red/Blue cards Blk. Blocks S Starting Line-up



IHF Trophy Inter-Continental Phase Junior (U20)



2. round

Match Team Statistics

Match No. 4

Guinea 26 - 32 Great Britain

(13 - 16) (13 - 16)

8.3.2023. 19:00

Attendance: 326

BN Arena

Referees: Agustin Conberse (ARG) / Santiago Martin Correa (ARG)

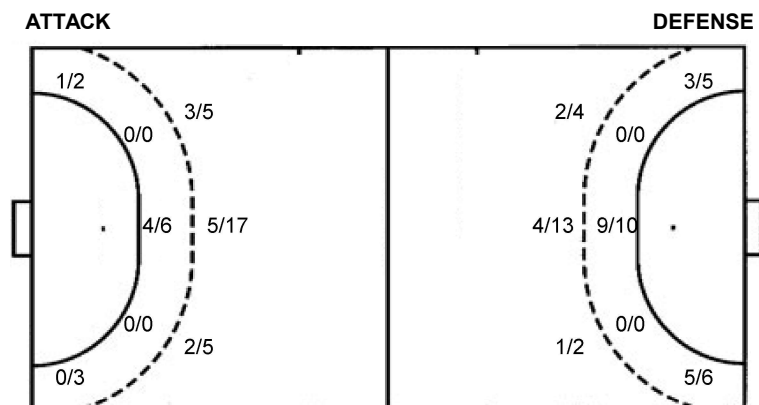
Shot distribution by player

2 M. Diallo	3 S. Makanera	4 F. Camara	5 Z. Pivi	6 M. Coumbassa	7 A. Barry	8 M. Drame
		0/2		0/1 1/1		0/2
			0/1	1/1 1/2		
		1/1	2/2 3/3	2/2		2/3 0/1
			1 post		1 miss.	1 block
9 I. Conte	10 B. Drame	11 C. Camara	13 B. Bayo	TOTAL		
0/1	1/1 1/2	0/1	1/1 0/1	2/2 0/6 2/5		
	1/1 0/1 2/4		1/1	3/3 0/2 3/6		
2/3 2/2	1/1 1/1			7/9 4/4 5/6		
1 post	1 post 1 miss. 1 block	1 miss.	2 miss.	3 post 5 miss. 2 block		

Saves distribution goalkeepers

1 A. Sylla	16 M. Camara	TOTAL
	2/7 2/3 0/2	2/7 2/3 0/2
0/2	1/3 2/2 1/7	1/3 2/2 1/9
	3/8 0/1 0/5	3/8 0/1 0/5

Shots by position



7m penalties 2/2
Fastbreak 6/8
Breakthrough 1/3
Long dist. 2/2

7m penalties 3/3
Fastbreak 2/2
Breakthrough 3/4
Long dist. 0/0

Shooting statistics

Position	Goals	Sav.	Miss.	Post	Blk.	Total	%
Back (9m)	10	10	4	1	2	27	37
Line (6m)	4	2	0	0	0	6	67
Wing	1	3	1	0	0	5	20
7m penalties	2	0	0	0	0	2	100
Fastbreak	6	1	0	1	0	8	75
Breakthrough	1	1	0	1	0	3	33
Total	24	17	5	3	2	51	47

Jersey number Tot. Total shooting 6m 6m (line) shooting 9m 9m shooting Wng Wing shooting FB Fastbreak sh. 7m 7m penalty sh.
Brk. Breakthrough sh. LD Long distance sh. As. Assists PC Pass clear chance E7 Earned 7m pen. TF Technical faults St. Steals
2m 2m punishments C7. Committed 7m E2 Earned 2m pun. YC. Yellow cards R/B Red/Blue cards Blk. Blocks S Starting Line-up



IHF Trophy Inter-Continental Phase Junior (U20)



2. round

Match Team Statistics

Guinea 26 - 32 Great Britain

8.3.2023. 19:00

Match No. 4

(13 - 16) (13 - 16)

Attendance: 326

BN Arena

Referees: Agustin Conberse (ARG) / Santiago Martin Correa (ARG)

Great Britain

#	Surname and name	S	Goals / shots								Attack				Def.		Penalties			TP				
			Tot.	%	9m	6m	Wing	7m	FB	Brk.	LD	As.	PC	E7	E2	TF	St.	C7	Blk		YC	2m	R	B
21	ADAMSON James	S																						52:04
22	MCDONALD Nathan Charles James																							5:09
23	KEALY Ryan James		2/2	100	1/1																			22:21
24	HOWES Remy Philip	S	3/7	43	1/5																			50:35
25	MUIR Frazer	S	3/4	75																				41:40
26	PERSSON Timothy Peter Leif		1/2	50																				22:36
27	TRENT Alex Michael		3/8	38	3/7																			20:58
28	WARDLE Reuben		2/5	40	1/4	1/1																		38:58
29	PINHEIRO BABB Tiago	S	5/6	83	0/1	2/2																		37:46
30	JOHNSON Euan																							6:48
31	NELSON Joseph	S	7/8	88		1/1	2/3	3/3	1/1															36:12
36	LEAVY Joshua Lee		1/1	100		1/1																		9:59
37	CARTER William Alexander	S	1/1	100		1/1																		33:07
38	TRENT Joseph	S	4/5	80	1/1	3/4																		41:47
Team / bench																								
UKUPNO			32/49	65	7/19	9/10	8/11	3/3	2/2	3/4	0/0	18	4	2	10	23	3	2	2	0	3	0	0	

Goalkeepers		Saves / shots								
#	Surname and name	Tot.	%	9m	6m	Wing	7m	FB	Brk.	LD
21	ADAMSON James	17/39	44	10/18	2/6	3/4	0/2	1/7	1/2	
22	MCDONALD Nathan Charles James	0/2	0	0/2						
TOTAL		17/41	41	10/20	2/6	3/4	0/2	1/7	1/2	0/0

Coach: Zoran Lukacs

Number of attacks: 68, Efficiency: 47%, Average Duration: 27.65 seconds

Attack by type of defense

	Shots	9m	6m	Wing	TF	E7	E2
On def. 6-0	27/44	7/19	9/10	8/11	23	2	10
Fastbreak	2/2				0	0	0

Defense by type

	Total	9m	6m	Wing	Stl.	C7	2m
Def. 6-0	16/38	10/25	4/6	1/5	3	1	1
Def. 5-1	0/3	0/2	0/0	0/0	0	1	2
Fastbreak	6/8				0	0	0

Attack with superiority / minority / goalkeeper out

	Attack				Reaction		
	Att.	Eff.	Shots	TF	FB	LD	Tot.
7 on 6 (GK out)	2	0%	0/1	1	0/0	0/0	0/0
6 on 6 (GK out)	2	50%	1/2	0	0/0	2/2	2/2
6 on 6	42	43%	18/25	17			
5 on 6	2	50%	1/2	0			
6 on 5	18	56%	10/13	5			
5 on 5	1	100%	1/1	0			
6 on 4	1	100%	1/1	0			

Player superiority / GK out counted at the end of attack (in case it changes during attack)

Defense with superiority / minority / goalkeeper out

	Attack				Reaction		
	Att.	Eff.	Shots	TF	FB	LD	Tot.
6 on 6	46	37%	17/33	13			
6 on 5	5	60%	3/4	1			
5 on 6	15	33%	5/10	5			
5 on 5	2	50%	1/1	1			

Numbers show attacking numbers of opponent. Lower efficiency of opponent means better defense of this team

Jersey number Tot. Total shooting 6m 6m (line) shooting 9m 9m shooting Wng Wing shooting FB Fastbreak sh. 7m 7m penalty sh.
 Brk. Breakthrough sh. LD Long distance sh. As. Assists PC Pass clear chance E7 Earned 7m pen. TF Technical faults St. Steals
 2m 2m punishments C7. Committed 7m E2 Earned 2m pun. YC. Yellow cards R/B Red/Blue cards Blk. Blocks S Starting Line-up



IHF Trophy Inter-Continental Phase Junior (U20)



2. round

Match Team Statistics

Match No. 4

Guinea 26 - 32 Great Britain

(13 - 16) (13 - 16)

8.3.2023. 19:00

Attendance: 326

BN Arena

Referees: Agustin Conberse (ARG) / Santiago Martin Correa (ARG)

Shot distribution by player

23 R. Kealy

2/2		

24 R. Howes

1/1		
1/1		0/1
1/3		

1 block

25 F. Muir

		1/1

1 miss. 2/2 lob

26 T. Persson

	0/1	
		1/1

27 A. Trent

0/1	0/1	
0/1	0/1	1/1
2/3		

28 R. Wardle

		1/1
1/1		

1 miss. 2 block

29 T. Pinheiro Babb

		4/4
		1/1

1 miss.

30 E. Johnson

31 J. Nelson

2/3		
		2/2
	1/1	1/1

1/1 lob

36 J. Leavy

	1/1	

37 W. Carter

		1/1

38 J. Trent

		1/1
1/1	0/1	
1/1		1/1

TOTAL

5/7	1/3	2/2
2/3	0/2	8/9
5/8	1/1	5/5

3 miss. 3 block 3/3 lob

Saves distribution goalkeepers

21 J. Adamson

0/2	6/6	3/5
0/3	2/2	3/6
2/9	0/3	1/3

22 N. McDonald

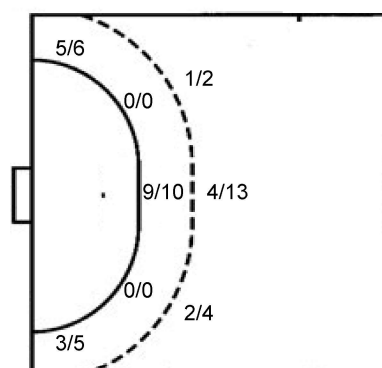
		0/2

TOTAL

0/2	6/6	3/5
0/3	2/2	3/6
2/9	0/3	1/5

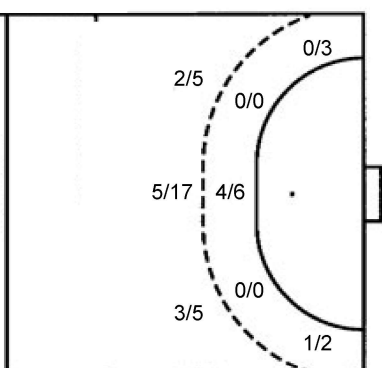
Shots by position

ATTACK



7m penalties 3/3
 Fastbreak 2/2
 Breakthrough 3/4
 Long dist. 0/0

DEFENSE



7m penalties 2/2
 Fastbreak 6/8
 Breakthrough 1/3
 Long dist. 2/2

Shooting statistics

Position	Goals	Sav.	Miss.	Post	Blk.	Total	%
Back (9m)	7	7	2	0	3	19	37
Line (6m)	9	1	0	0	0	10	90
Wing	8	2	1	0	0	11	73
7m penalties	3	0	0	0	0	3	100
Fastbreak	2	0	0	0	0	2	100
Breakthrough	3	1	0	0	0	4	75
Total	32	11	3	0	3	49	65

Jersey number Tot. Total shooting 6m 6m (line) shooting 9m 9m shooting Wng Wing shooting FB Fastbreak sh. 7m 7m penalty sh.
 Brk. Breakthrough sh. LD Long distance sh. As. Assists PC Pass clear chance E7 Earned 7m pen. TF Technical faults St. Steals
 2m 2m punishments C7. Committed 7m E2 Earned 2m pun. YC. Yellow cards R/B Red/Blue cards Blk. Blocks S Starting Line-up

Handball statistics and livescore by Toma-soft ltd (www.toma-soft.hr)

