



# IHF Trophy Inter-Continental Phase Junior (U20)



2. round

Match Team Statistics

## Cuba 44 - 16 Australia

8.3.2023. 15:00

Match No. 3

(17 - 6) (27 - 10)

Attendance: 113

BN Arena

Referees: Lucas Hellbusch (GER) / Darnel Jansen (GER)

### Cuba

#	Surname and name	S	Goals / shots							Attack				Def.			Penalties			TP				
			Tot.	%	9m	6m	Wing	7m	FB	Brk.	LD	As.	PC	E7	E2	TF	St.	C7	Blk		YC	2m	R	B
1	NEGRET SEMANAT Esniel	S										2												14:30
2	ALMEIDA DUQUENZE Ronaldo Hiriam	S	4/8	50	2/5							3	1	1		4	1	1	1			3		48:02
3	HERNANDEZ BRITO Omar Lazaro		1/4	25		1/3	0/1						1				2	1						18:09
11	MINIET PEREZ Osmany		3/4	75			3/4									2						1		29:13
12	GIRON SUAREZ Dairon Daniel	S														1								40:17
13	GONZALEZ RUIZ Andro Cesar		13/16	81		1/2	8/10									1	2	2						47:46
14	VAZQUEZ ABALLI Maiko Antonio	S	5/8	63	0/2					3/4	2/2		5	4			4	5		1		1		50:37
19	CORDIES CASTILLO Samuel Alejandro	S	8/10	80	4/5			1/1		3/4			7	3			9	5						53:28
34	MENDEZ CABRERA Rolando	S	3/4	75		0/1	2/2			1/1			2	1			2		1					46:16
35	AGUIRRE MARTINEZ Rosniel Javier		0/1	0						0/1														6:56
49	MORA CASTILLO Lisvan		2/2	100						1/1	1/1		7	1		1	3							17:42
55	MENEDEZ HERNANDEZ Ronal Paulo												1					1						4:17
66	RONDON ARCEO Diosel Manuel	S	5/9	56		5/8				0/1			1	2			1	2				2		42:47
	Team / bench																							
	UKUPNO		44/66	67	6/12	7/14	13/17	1/1	9/12	8/10	0/0		28	13	1	2	28	18	3	2	0	7	0	0

#	Surname and name	Saves / shots								
		Tot.	%	9m	6m	Wing	7m	FB	Brk.	LD
1	NEGRET SEMANAT Esniel	3/9	33	3/4	0/3	0/1			0/1	
12	GIRON SUAREZ Dairon Daniel	12/21	57	4/6	4/7	3/3	0/2	0/1	1/2	
	TOTAL	15/30	50	7/10	4/10	3/4	0/2	0/1	1/3	0/0

Coach: Alexis Luis Michel

Number of attacks: 92, Efficiency: 48%, Average Duration: 17.90 seconds

### Attack by type of defense

	Shots	9m	6m	Wing	TF	E7	E2
On def. 6-0	34/53	6/12	7/14	13/17	28	1	2
Fastbreak	9/12				0	0	0

### Defense by type

	Total	9m	6m	Wing	Stl.	C7	2m
Def. 6-0	4/12	0/3	1/1	1/5	3	1	3
Def. 5-1	5/25	2/15	3/6	0/2	9	1	2
Def. 4-2	3/7	1/3	2/3	0/1	6	1	1
Def. 3-3	0/0	0/0	0/0	0/0	0	0	1
Fastbreak	1/1				0	0	0

### Attack with superiority / minority / goalkeeper out

	Attack				Reaction		
	Att.	Eff.	Shots	TF	FB	LD	Tot.
6 on 6 (GK out)	5	0%	0/0	5	0/0	1/1	1/1
6 on 6	77	52%	40/58	19			
6 on 5	4	25%	1/2	2			
5 on 6	3	33%	1/2	1			
5 on 5	1	0%	0/0	1			
4 on 6	2	100%	2/2	0			

Player superiority / GK out counted at the end of attack (in case it changes during attack)

### Defense with superiority / minority / goalkeeper out

	Attack				Reaction		
	Att.	Eff.	Shots	TF	FB	LD	Tot.
6 on 6	76	17%	13/33	43			
5 on 6	3	0%	0/0	3			
6 on 5	6	50%	3/4	2			
5 on 5	2	0%	0/2	0			
6 on 4	3	0%	0/3	0			

Numbers show attacking numbers of opponent. Lower efficiency of opponent means better defense of this team

# Jersey number Tot. Total shooting 6m 6m (line) shooting 9m 9m shooting Wng Wing shooting FB Fastbreak sh. 7m 7m penalty sh.  
 Brk. Breakthrough sh. LD Long distance sh. As. Assists PC Pass clear chance E7 Earned 7m pen. TF Technical faults St. Steals  
 2m 2m punishments C7. Committed 7m E2 Earned 2m pun. YC. Yellow cards R/B Red/Blue cards Blk. Blocks S Starting Line-up



# IHF Trophy Inter-Continental Phase Junior (U20)



2. round

## Match Team Statistics

Match No. 3

## Cuba 44 - 16 Australia

(17 - 6) (27 - 10)

8.3.2023. 15:00

Attendance: 113

BN Arena

Referees: Lucas Hellbusch (GER) / Darnel Jansen (GER)

## Shot distribution by player

### 2 R. Almeida Duquenze

		1/1
1/1	0/2	
1/1		

1 post 1 miss. 1/1 lob

### 3 O. Hernandez Brito

		0/1
	0/2	
1/1		

### 11 O. Miniet Perez

	0/1	
3/3		

### 13 A. Gonzalez Ruiz

		2/2
		3/5
6/6	1/1	1/1

1 post

### 14 M. Vazquez Aballi

1/1	0/1	2/2
		2/2

2 miss.

### 19 S. Cordies Castillo

	0/1	
1/1	1/2	1/1
3/3	1/1	1/1

### 34 R. Mendez Cabrera

2/2		
		1/1

1 miss.

### 35 R. Aguirre Martinez

0/1		

### 49 L. Mora Castillo

	1/1	
1/1		

### 55 R. Menedez Hernandez


### 66 D. Rondon Arceo

	0/3	
	1/1	2/2

1 post 2/2 lob

### TOTAL

2/2	0/2	3/4
3/3	2/11	6/8
15/16	3/3	7/7

3 post 4 miss. 3/3 lob

## Saves distribution goalkeepers

### 1 E. Negret Semanat

0/1		
1/3		1/1
0/3	1/1	

### 12 D. Giron Suarez

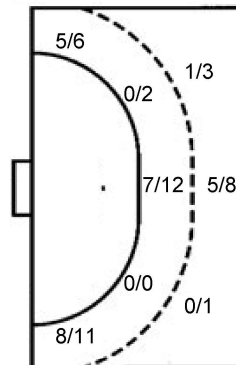
		0/3
1/1	5/6	4/5
1/1	1/5	

### TOTAL

0/1		0/3
2/4	5/6	5/6
1/4	2/6	

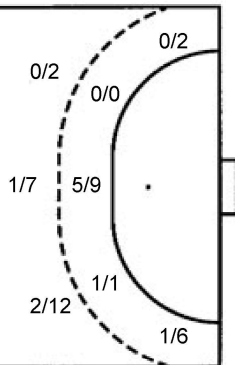
## Shots by position

### ATTACK



7m penalties 1/1  
Fastbreak 9/12  
Breakthrough 8/10  
Long dist. 0/0

### DEFENSE



7m penalties 2/3  
Fastbreak 1/1  
Breakthrough 2/5  
Long dist. 1/1

## Shooting statistics

Position	Goals	Sav.	Miss.	Post	Blk.	Total	%
Back (9m)	6	3	2	1	0	12	50
Line (6m)	7	5	1	1	0	14	50
Wing	13	3	0	1	0	17	76
7m penalties	1	0	0	0	0	1	100
Fastbreak	9	2	1	0	0	12	75
Breakthrough	8	2	0	0	0	10	80
<b>Total</b>	<b>44</b>	<b>15</b>	<b>4</b>	<b>3</b>	<b>0</b>	<b>66</b>	<b>67</b>

# Jersey number Tot. Total shooting 6m 6m (line) shooting 9m 9m shooting Wng Wing shooting FB Fastbreak sh. 7m 7m penalty sh.  
Brk. Breakthrough sh. LD Long distance sh. As. Assists PC Pass clear chance E7 Earned 7m pen. TF Technical faults St. Steals  
2m 2m punishments C7. Committed 7m E2 Earned 2m pun. YC. Yellow cards R/B Red/Blue cards Blk. Blocks S Starting Line-up

Handball statistics and livescore by Toma-soft ltd (www.toma-soft.hr)



# IHF Trophy Inter-Continental Phase Junior (U20)



2. round

Match Team Statistics  
Match No. 3

**Cuba 44 - 16 Australia**  
(17 - 6) (27 - 10)

8.3.2023. 15:00  
Attendance: 113  
BN Arena

Referees: Lucas Hellbusch (GER) / Darnel Jansen (GER)

## Australia

Players		Goals / shots									Attack					Def.			Penalties				TP		
#	Surname and name	S	Tot.	%	9m	6m	Wing	7m	FB	Brk.	LD	As.	PC	E7	E2	TF	St.	C7	Blk	YC	2m	R		B	
1	REID Daniel Mackenzie	S																							50:39
3	FALLAH Christopher Abraham	S	2/5	40		0/1	0/2		1/1		1/1	1	1		1	5		1							52:42
4	HODGSON Alexander Gordon														4										9:26
5	HEGNER Alexander Baun	S	1/5	20	1/5							1	2		6										39:11
6	CORNISH Alex John	S	2/6	33	1/4					1/2		1	2		10										49:20
7	WILSON Christopher Hartley																								8:30
9	PENA GONZALEZ Alejandro	S	3/8	38	0/3			2/3		1/2		3			3	9	3						1		49:16
10	WENTZ Alexander John	S	1/6	17	1/1		0/5							1	2								1		40:52
13	KIM Joshua Ha Byn		1/1	100			1/1								2										20:50
14	PRAUSE Caelan Patrick Kelsey		1/3	33		1/3								1	1		1								29:52
21	POWAR Akhil																								9:23
23	TOZE Nicholas Isaac Hunt	S	3/5	60		3/4				0/1					1										31:38
30	MEAGHER Rohan Andrew		2/10	20	0/8	2/2							1	1	1	9									28:21
Team / bench																									
UKUPNO			16/49	33	3/21	6/10	1/8	2/3	1/1	2/5	1/1	6	6	3	6	48	4	1	0	0	2	0	0		

Goalkeepers		Saves / shots								
#	Surname and name	Tot.	%	9m	6m	Wing	7m	FB	Brk.	LD
1	REID Daniel Mackenzie	15/52	29	3/9	5/12	3/13	0/1	2/10	2/7	
21	POWAR Akhil	0/7	0			0/3		0/1	0/3	
TOTAL		15/59	25	3/9	5/12	3/16	0/1	2/11	2/10	0/0

Coach: Eoin Murray

Number of attacks: 90, Efficiency: 18%, Average Duration: 21.70 seconds

## Attack by type of defense

	Shots	9m	6m	Wing	TF	E7	E2
On def. 6-0	4/12	0/3	1/1	1/5	9	1	3
On def. 5-1	5/25	2/15	3/6	0/2	27	1	2
On def. 4-2	3/7	1/3	2/3	0/1	11	1	0
On def. 3-3	0/0	0/0	0/0	0/0	1	0	1
Fastbreak	1/1				0	0	0

## Defense by type

	Total	9m	6m	Wing	Stl.	C7	2m
Def. 6-0	34/53	6/12	7/14	13/17	4	1	2
Fastbreak	9/12				0	0	0

## Defense with superiority / minority / goalkeeper out

	Attack				Reaction		
	Att.	Eff.	Shots	TF	FB	LD	Tot.
6 on 6 (GK out)	5	0%	0/0	5	0/0	1/1	1/1
6 on 6	77	52%	40/58	19			
6 on 5	4	25%	1/2	2			
5 on 6	3	33%	1/2	1			
5 on 5	1	0%	0/0	1			
4 on 6	2	100%	2/2	0			

Numbers show attacking numbers of opponent. Lower efficiency of opponent means better defense of this team

## Attack with superiority / minority / goalkeeper out

	Attack				Reaction		
	Att.	Eff.	Shots	TF	FB	LD	Tot.
6 on 6	76	17%	13/33	43			
5 on 6	3	0%	0/0	3			
6 on 5	6	50%	3/4	2			
5 on 5	2	0%	0/2	0			
6 on 4	3	0%	0/3	0			

Player superiority / GK out counted at the end of attack (in case it changes during attack)

# Jersey number Tot. Total shooting 6m 6m (line) shooting 9m 9m shooting Wng Wing shooting FB Fastbreak sh. 7m 7m penalty sh.  
Brk. Breakthrough sh. LD Long distance sh. As. Assists PC Pass clear chance E7 Earned 7m pen. TF Technical faults St. Steals  
2m 2m punishments C7. Committed 7m E2 Earned 2m pun. YC. Yellow cards R/B Red/Blue cards Blk. Blocks S Starting Line-up

Handball statistics and livescore by Toma-soft ltd (www.toma-soft.hr)



# IHF Trophy Inter-Continental Phase Junior (U20)



2. round

## Match Team Statistics

Match No. 3

## Cuba 44 - 16 Australia

(17 - 6) (27 - 10)

8.3.2023. 15:00

Attendance: 113

BN Arena

Referees: Lucas Hellbusch (GER) / Darnel Jansen (GER)

### Shot distribution by player

3 C. Fallah	4 A. Hodgson	5 A. Hegner	6 A. Cornish	7 C. Wilson	9 A. Pena Gonzalez	10 A. Wentz
0/1		1/1	1/1		1/1 0/1	0/2 0/1
2/2		0/1	0/1 0/1		1/1 1/1	1/1
1 post 1 miss.		2 miss. 1 block	2 post		3 post 1 miss.	2 post

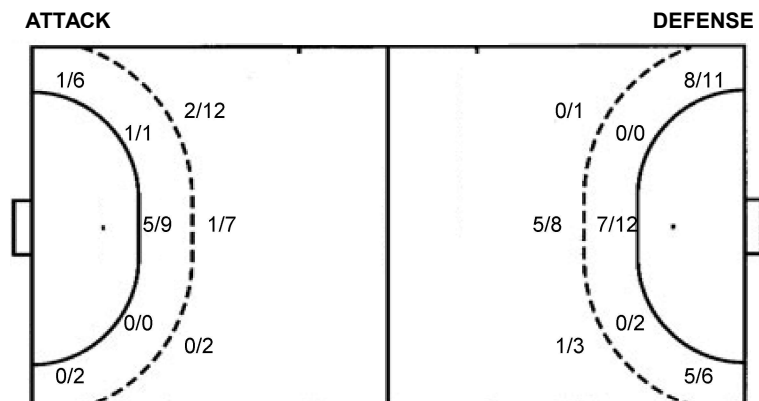
  

13 J. Kim	14 C. Prause	23 N. Toze	30 R. Meagher	TOTAL
	1/1 0/1 0/1	1/1	1/1	1/1 3/3
1/1		0/1	0/1 1/2	2/4 1/6 1/6
		1/1 1/1	0/1	3/4 5/7
		1 post	3 miss. 1 block	9 post 7 miss. 2 block

### Saves distribution goalkeepers

1 D. Reid	21 A. Powar	TOTAL
0/2 2/2 1/4		0/2 2/2 1/4
0/3 9/10 2/7	0/1 0/1	0/3 9/11 2/8
1/13 0/2 0/7	0/3 0/1	1/16 0/3 0/7

### Shots by position



7m penalties 2/3  
 Fastbreak 1/1  
 Breakthrough 2/5  
 Long dist. 1/1

7m penalties 1/1  
 Fastbreak 9/12  
 Breakthrough 8/10  
 Long dist. 0/0

### Shooting statistics

Position	Goals	Sav.	Miss.	Post	Blk.	Total	%
Back (9m)	3	7	5	4	2	21	14
Line (6m)	6	4	0	0	0	10	60
Wing	1	3	1	3	0	8	13
7m penalties	2	0	1	0	0	3	67
Fastbreak	1	0	0	0	0	1	100
Breakthrough	2	1	0	2	0	5	40
<b>Total</b>	<b>15</b>	<b>15</b>	<b>7</b>	<b>9</b>	<b>2</b>	<b>48</b>	<b>31</b>

# Jersey number    Tot. Total shooting    6m 6m (line) shooting    9m 9m shooting    Wng Wing shooting    FB Fastbreak sh.    7m 7m penalty sh.  
 Brk. Breakthrough sh.    LD Long distance sh.    As. Assists    PC Pass clear chance    E7 Earned 7m pen.    TF Technical faults    St. Steals  
 2m 2m punishments    C7. Committed 7m    E2 Earned 2m pun.    YC. Yellow cards    R/B Red/Blue cards    Blk. Blocks    S Starting Line-up



# IHF Trophy Inter-Continental Phase Junior (U20)



2. round

## Match Team Statistics

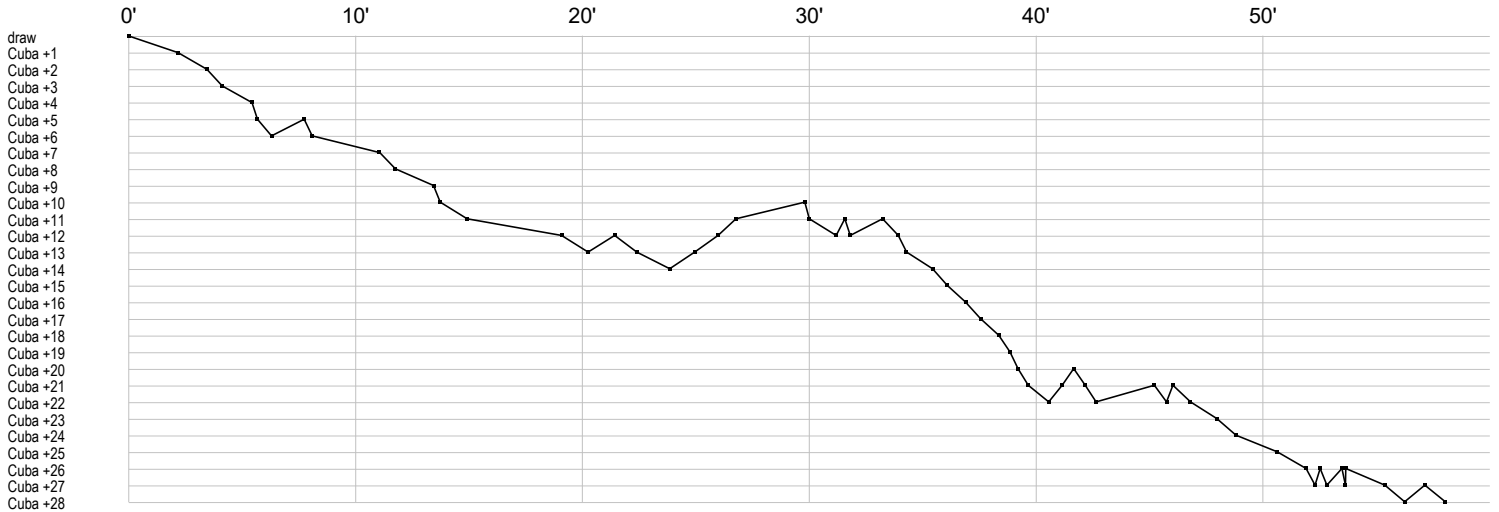
Match No. 3

### Cuba 44 - 16 Australia

(17 - 6) (27 - 10)

8.3.2023. 15:00  
Attendance: 113  
BN Arena

Referees: Lucas Hellbusch (GER) / Darnel Jansen (GER)



### Cuba

1 Negret		a	s	r	s	s	r	r			ar	rr																		
2 Almeida	f	a	a	f	f	2	e	x	p	t	2	g	f	a	g	g	b	t	g	ttc2										
3 Hernandez	f				p	f	f				gb	c							b											
11 Miniet Perez												f	t			g	g	g	t	2										
12 Giron Suarez		s	s	r			s	s			r	s	r	r	s	s	st	sr	r	sr	r			s	r					
13 Gonzalez			g	g	g	t	g			f			f	g		b	g	t	g	f	g	g	g	g						
14 Vazquez		p	f	a	a	t	t	g	g			t	f		a	ab	px	g	bg	bp	b	abp		g	f	2				
19 Cordies		b	gg	a	a	a	g	t	tp	f		g		f	t	a	tb	ga	g	t	a	p	bt	p	at	g	b	g	t	t
34 Mendez		g	g					a	g	p				t		c	a					f								t
35 Aguirre										f																				
49 Mora Castillo							t	g		a	p										a	t	a	a	a	t	a	a	gi	
55 Mendez								ba																						
66 Rondon Arceo			f	g	ta						g	p	g	g	f	gf					f	b	2		pb	2				

### Australia

1 Reid D	s	r	r	r	s	r	r	r	r	ss	r	r	s	sr	rs	s	s	r	rr	rr	r	rs	r	r	rr	rr	r	rr	s	r	sr	r	r	r			
3 Fallah C				g	i	f			c	p	t				g						a	t	t	f	tt								f				
4 Hodgson A										t	t										t	t															
5 Hegner A	t	f	t							f	f				g						tt			pa	t							p	t				
6 Cornish A			t	t	p	t	t				t	g	f								t	t	f	f					t	t	ta	p	g	f			
7 Wilson C																																					
9 Pena			f		a	tb						t	f	f	i	a	a	t	t		b	g	t	tt	b	g	2			it	t	f	gi	f			
10 Wentz A			f	f					f																e	t	gf	t				f	2				
13 Kim J										t																								g			
14 Prause C									f												e	f											g	i	b		
21 Powar A																																	rrr	r	r	r	r
23 Toze N			t	f	f								g	g																			g				
30 Meagher R				tp			f	t			t	f	f								f	g	t	f	t			tt	f	g	t			t	ie		

In game	g Goal scored	f Missed shot	a Assist	t Technical faults	b Steal
2 2min suspension	e Eearned 7m	c Committed 7m	y Yellow card	r Red Card	k Blue card
i Eearned 2min.	x Block	4 4min suspension	p Pass for clear chance	s Saved shot	r Received goal