



IHF Trophy Inter-Continental Phase Junior (U20)



1. round

Match Team Statistics

Guinea 35 - 32 Cuba

7.3.2023. 15:00

Match No. 1

(19 - 16) (16 - 16)

Attendance: 257

BN Arena

Referees: Kristof Altmar (HUN) / Marton Horvath (HUN)

Guinea

#	Surname and name	S	Goals / shots							Attack					Def.			Penalties				TP		
			Tot.	%	9m	6m	Wing	7m	FB	Brk.	LD	As.	PC	E7	E2	TF	St.	C7	Blk	YC	2m		R	B
1	SYLLA Aboubacar																							5:13
2	DIALLO Mamadou Kembre																							
3	MAKANERA Seydou																							
4	CAMARA Facinet		1/1	100		1/1																		
5	PIVI Zebelatokpa										2			3		1				3				30:48
6	COUMBASSA Mady	S	3/4	75	1/1	0/1	1/1				1/1	1		1		2		1						60:00
7	BARRY Abdourahmane																							2:35
8	DRAME Mohamed	S	4/7	57	3/5		1/2					4			1	2		1						60:00
9	CONTE Ismael	S	1/2	50		1/2						2	1	1		5								60:00
10	DRAME Bambo	S	11/17	65	3/7	2/3	1/1	3/3	1/2	1/1		2	1	1	1	6	3	1	1		1			51:42
11	CAMARA Cece Jonas	S	14/16	88	4/6	2/2	5/5		2/2		1/1							3		1				57:25
13	BAYO Basekou	S	1/1	100	1/1								1			1								37:32
16	CAMARA Mohamed Fanboy	S																						54:45
Team / bench																								
UKUPNO			35/48	73	12/20	6/9	8/9	3/3	3/4	1/1	2/2	11	3	3	2	19	3	7	1	1	4	0	0	0

Goalkeepers		Saves / shots								
#	Surname and name	Tot.	%	9m	6m	Wing	7m	FB	Brk.	LD
1	SYLLA Aboubacar	0/4	0		0/2		0/1			0/1
16	CAMARA Mohamed Fanboy	6/34	18	4/13	1/3	0/4	1/4	0/8	0/2	
TOTAL		6/38	16	4/13	1/5	0/4	1/5	0/8	0/3	0/0

Coach: Malick Camara

Number of attacks: 64, Efficiency: 55%, Average Duration: 26.84 seconds

Attack by type of defense

	Shots	9m	6m	Wing	TF	E7	E2
On def. 6-0	20/29	12/18	3/5	4/5	13	3	2
On def. 5-1	4/4	0/0	0/0	4/4	1	0	0
On def. 4-2	1/4	0/2	1/2	0/0	4	0	0
On def. 3-3	1/1	0/0	1/1	0/0	1	0	0
On def. press.	1/1	0/0	1/1	0/0	0	0	0
Fastbreak	3/4				0	0	0

Defense by type

	Total	9m	6m	Wing	Stl.	C7	2m
Def. 6-0	18/32	8/18	4/5	3/6	3	7	3
Def. 5-1	2/4	1/2	0/1	1/1	0	0	1
Fastbreak	8/9				0	0	0

Attack with superiority / minority / goalkeeper out

	Attack				Reaction		
	Att.	Eff.	Shots	TF	FB	LD	Tot.
6 on 6	47	53%	25/33	14			
6 on 5	7	100%	7/7	0			
5 on 6	7	43%	3/5	2			
5 on 5	3	0%	0/0	3			

Player superiority / GK out counted at the end of attack (in case it changes during attack)

Defense with superiority / minority / goalkeeper out

	Attack				Reaction		
	Att.	Eff.	Shots	TF	FB	LD	Tot.
7 on 6 (GK out)	6	17%	1/4	2	1/1	0/0	1/1
6 on 6 (GK out)	4	25%	1/4	0	0/0	1/1	1/1
6 on 6	43	53%	23/35	8			
5 on 6	2	50%	1/1	1			
6 on 5 (GK out)	1	0%	0/0	1	0/0	0/0	0/0
6 on 5	8	63%	5/6	2			
5 on 5	2	50%	1/1	1			

Numbers show attacking numbers of opponent. Lower efficiency of opponent means better defense of this team

Jersey number Tot. Total shooting 6m 6m (line) shooting 9m 9m shooting Wng Wing shooting FB Fastbreak sh. 7m 7m penalty sh.
 Brk. Breakthrough sh. LD Long distance sh. As. Assists PC Pass clear chance E7 Earned 7m pen. TF Technical faults St. Steals
 2m 2m punishments C7. Committed 7m E2 Earned 2m pun. YC. Yellow cards R/B Red/Blue cards Blk. Blocks S Starting Line-up

Handball statistics and livescore by Toma-soft ltd (www.toma-soft.hr)



IHF Trophy Inter-Continental Phase Junior (U20)



1. round

Match Team Statistics

Match No. 1

Guinea 35 - 32 Cuba

(19 - 16) (16 - 16)

7.3.2023. 15:00

Attendance: 257

BN Arena

Referees: Kristof Altmar (HUN) / Marton Horvath (HUN)

Shot distribution by player

2 M. Diallo	3 S. Makanera	4 F. Camara	5 Z. Pivi	6 M. Coumbassa	7 A. Barry	8 M. Drame
				1/2		
		1/1		1/1		1/1
						3/4

1 post 1 miss.

9 I. Conte	10 B. Drame	11 C. Camara	13 B. Bayo	TOTAL
0/1	1/1	2/2		3/3
	3/3		1/1	5/6
1/1	1/2	1/1		4/5
	2/2	5/5		1/1
	13/14			4/6
				0/1
				4/4

1 post 2 miss. 1/1 lob

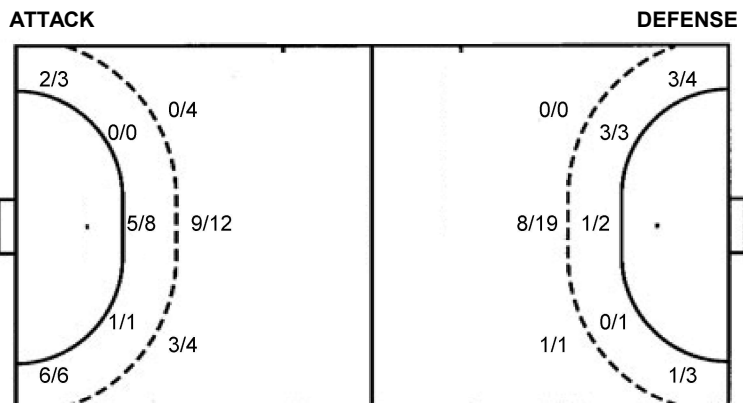
1 miss. 1 block

2 post 4 miss. 1 block 1/1 lob

Saves distribution goalkeepers

1 A. Sylla	16 M. Camara	TOTAL
0/1		0/1
0/1	0/4	0/4
	1/5	1/6
	3/4	0/1
	0/9	3/4
	2/4	0/9
	0/8	2/4
		0/9

Shots by position



7m penalties 3/3
 Fastbreak 3/4
 Breakthrough 1/1
 Long dist. 2/2

7m penalties 4/7
 Fastbreak 8/9
 Breakthrough 3/3
 Long dist. 0/0

Shooting statistics

Position	Goals	Sav.	Miss.	Post	Blk.	Total	%
Back (9m)	12	3	4	0	1	20	60
Line (6m)	6	2	0	1	0	9	67
Wing	8	0	0	1	0	9	89
7m penalties	3	0	0	0	0	3	100
Fastbreak	3	1	0	0	0	4	75
Breakthrough	1	0	0	0	0	1	100
Total	33	6	4	2	1	46	72

Jersey number Tot. Total shooting 6m 6m (line) shooting 9m 9m shooting Wng Wing shooting FB Fastbreak sh. 7m 7m penalty sh.
 Brk. Breakthrough sh. LD Long distance sh. As. Assists PC Pass clear chance E7 Earned 7m pen. TF Technical faults St. Steals
 2m 2m punishments C7. Committed 7m E2 Earned 2m pun. YC. Yellow cards R/B Red/Blue cards Blk. Blocks S Starting Line-up

Handball statistics and livescore by Toma-soft ltd (www.toma-soft.hr)



IHF Trophy Inter-Continental Phase Junior (U20)



1. round

Match Team Statistics

Match No. 1

Guinea 35 - 32 Cuba

(19 - 16) (16 - 16)

7.3.2023. 15:00

Attendance: 257

BN Arena

Referees: Kristof Altmar (HUN) / Marton Horvath (HUN)

Cuba

Players		Goals / shots									Attack					Def.			Penalties				TP		
#	Surname and name	S	Tot.	%	9m	6m	Wing	7m	FB	Brk.	LD	As.	PC	E7	E2	TF	St.	C7	Blk	YC	2m	R		B	
1	NEGRET SEMANAT Esniel																								21:53
2	ALMEIDA DUQUENZE Ronaldo Hiriam	S	8/14	57	3/7	0/1		3/4	1/1	1/1			3	2	1	1			1			2			58:22
3	HERNANDEZ BRITO Omar Lazaro																								7:33
11	MINIET PEREZ Osmany		1/2	50			1/2																		19:31
12	GIRON SUAREZ Dairon Daniel	S										1				2						1			34:15
13	GONZALEZ RUIZ Andro Cesar	S	7/8	88		2/2	3/4		2/2			1									1				58:58
14	VAZQUEZ ABALLI Maiko Antonio	S	6/10	60	3/6				2/3	1/1		3	1	1		1									53:00
19	CORDIES CASTILLO Samuel Alejandro	S	2/7	29	1/5			0/1		1/1		4		1		5		2				1			47:51
34	MENDEZ CABRERA Rolando	S	1/3	33			0/1	1/2				1	1			2	1								37:03
35	AGUIRRE MARTINEZ Rosniel Javier																								
49	MORA CASTILLO Lisvan		2/2	100	2/2							1		1	1	2									24:04
55	MENDEZ HERNANDEZ Ronal Paulo																								0:30
66	RONDON ARCEO Diosel Manuel	S	5/6	83		2/3			3/3					2	2	2		1							57:00
Team / bench																									
UKUPNO			32/52	62	9/20	4/6	4/7	4/7	8/9	3/3	0/0	11	5	7	4	15	1	3	1	1	1	4	0	0	

Goalkeepers		Saves / shots								
#	Surname and name	Tot.	%	9m	6m	Wing	7m	FB	Brk.	LD
1	NEGRET SEMANAT Esniel	2/17	12	0/4	2/3	0/6	0/1	0/2		0/1
12	GIRON SUAREZ Dairon Daniel	4/23	17	3/11	0/5	0/2	0/2	1/2	0/1	
TOTAL		6/40	15	3/15	2/8	0/8	0/3	1/4	0/1	0/1

Coach: Alexis Luis Michel

Number of attacks: 66, Efficiency: 48%, Average Duration: 28.85 seconds

Attack by type of defense

	Shots	9m	6m	Wing	TF	E7	E2
On def. 6-0	18/32	8/18	4/5	3/6	13	7	3
On def. 5-1	2/4	1/2	0/1	1/1	2	0	1
Fastbreak	8/9				0	0	0

Defense by type

	Total	9m	6m	Wing	Stl.	C7	2m
Def. 6-0	20/29	12/18	3/5	4/5	0	3	3
Def. 5-1	4/4	0/0	0/0	4/4	0	0	1
Def. 4-2	1/4	0/2	1/2	0/0	1	0	0
Def. 3-3	1/1	0/0	1/1	0/0	0	0	0
Def. press.	1/1	0/0	1/1	0/0	0	0	0
Fastbreak	3/4				0	0	0

Attack with superiority / minority / goalkeeper out

	Attack				Reaction		
	Att.	Eff.	Shots	TF	FB	LD	Tot.
7 on 6 (GK out)	6	17%	1/4	2	1/1	0/0	1/1
6 on 6 (GK out)	4	25%	1/4	0	0/0	1/1	1/1
6 on 6	43	53%	23/35	8			
5 on 6	2	50%	1/1	1			
6 on 5 (GK out)	1	0%	0/0	1	0/0	0/0	0/0
6 on 5	8	63%	5/6	2			
5 on 5	2	50%	1/1	1			

Player superiority / GK out counted at the end of attack (in case it changes during attack)

Defense with superiority / minority / goalkeeper out

	Attack				Reaction		
	Att.	Eff.	Shots	TF	FB	LD	Tot.
6 on 6	47	53%	25/33	14			
6 on 5	7	100%	7/7	0			
5 on 6	7	43%	3/5	2			
5 on 5	3	0%	0/0	3			

Numbers show attacking numbers of opponent. Lower efficiency of opponent means better defense of this team

Jersey number Tot. Total shooting 6m 6m (line) shooting 9m 9m shooting Wng Wing shooting FB Fastbreak sh. 7m 7m penalty sh.
 Brk. Breakthrough sh. LD Long distance sh. As. Assists PC Pass clear chance E7 Earned 7m pen. TF Technical faults St. Steals
 2m 2m punishments C7. Committed 7m E2 Earned 2m pun. YC. Yellow cards R/B Red/Blue cards Blk. Blocks S Starting Line-up



IHF Trophy Inter-Continental Phase Junior (U20)



1. round

Match Team Statistics

Match No. 1

Guinea 35 - 32 Cuba

(19 - 16) (16 - 16)

7.3.2023. 15:00

Attendance: 257

BN Arena

Referees: Kristof Altmar (HUN) / Marton Horvath (HUN)

Shot distribution by player

2 R. Almeida Duquenze

1/1		
2/3		0/1
3/3	1/1	1/1

3 post 1 miss.

3 O. Hernandez Brito

11 O. Miniet Perez

1/1		

1 post

13 A. Gonzalez Ruiz

1/1		
1/1	1/1	4/4

1 post

14 M. Vazquez Aballi

		1/1
	1/1	1/2
2/2	0/1	1/1

2 miss.

19 S. Cordies Castillo

		1/1
	0/1	1/1

1 post 2 miss. 1 block

34 R. Mendez Cabrera

1/1		0/1

1 post

35 R. Aguirre Martinez

49 L. Mora Castillo

1/1		
1/1		

55 R. Menedez Hernandez

66 D. Rondon Arceo

		2/2
1/1		2/2

1 post

TOTAL

1/1		4/4
5/6	1/1	1/4
9/9	2/4	9/9

8 post 5 miss. 1 block

Saves distribution goalkeepers

1 E. Negret Semanat

0/1		1/3
1/3		0/1
0/1		0/7

12 D. Giron Suarez

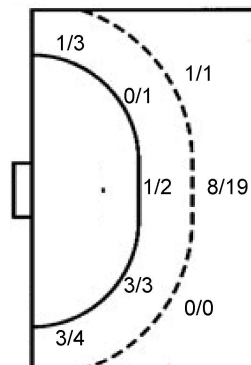
0/2		1/3
0/3	1/1	0/3
1/4		1/7

TOTAL

0/3		2/6
1/6	1/1	0/4
1/5		1/14

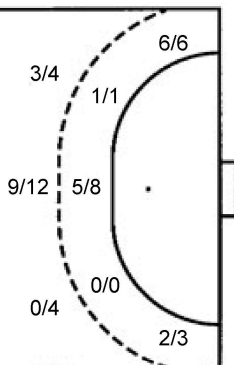
Shots by position

ATTACK



7m penalties 4/7
Fastbreak 8/9
Breakthrough 3/3
Long dist. 0/0

DEFENSE



7m penalties 3/3
Fastbreak 3/4
Breakthrough 1/1
Long dist. 2/2

Shooting statistics

Position	Goals	Sav.	Miss.	Post	Blk.	Total	%
Back (9m)	9	4	3	3	1	20	45
Line (6m)	4	1	0	1	0	6	67
Wing	4	0	0	3	0	7	57
7m penalties	4	1	1	1	0	7	57
Fastbreak	8	0	1	0	0	9	89
Breakthrough	3	0	0	0	0	3	100
Total	32	6	5	8	1	52	62

Jersey number Tot. Total shooting 6m 6m (line) shooting 9m 9m shooting Wng Wing shooting FB Fastbreak sh. 7m 7m penalty sh.
Brk. Breakthrough sh. LD Long distance sh. As. Assists PC Pass clear chance E7 Earned 7m pen. TF Technical faults St. Steals
2m 2m punishments C7. Committed 7m E2 Earned 2m pun. YC. Yellow cards R/B Red/Blue cards Blk. Blocks S Starting Line-up

Handball statistics and livescore by Toma-soft ltd (www.toma-soft.hr)

