



IHF Women's Youth (U18) World Championship

Poland (Kielce)

Eighth final



Match Team Statistics

Match No. 66

Spain 20 - 18 Norway

(7 - 9) (13 - 9)

15.8.2018. 16:15

Attendance:

Hall Politechnika

Referees: Bartosz Leszczynski (POL) / Marcin Piechota (POL)

Spain

#	Surname and name	S	Goals / shots								Attack			Def.			Penalties			TP							
			Tot.	%	9m	6m	Wing	7m	FB	Brk.	LD	As.	E7	E2	TF	St.	C7	Bk	YC		2m	RC	BC				
24	PALOMO PINEDA María	S	2/3	67		1/2				1/1													36:25				
25	FERNANDEZ-AGUSTÍ MARTÍNEZ GAND Isabel	S	4/7	57		1/2	2/3	1/1	0/1							2							44:16				
26	SOBREPERA CASOL Janna		6/14	43	3/9					2/3				1/2		4							42:42				
27	SPUGNINI SANTOME Alba	S	3/4	75		3/4											2				1		26:47				
28	VALLINA GUERRA Sandra																						7:22				
29	MORALES RODRÍGUEZ Yadira		1/2	50				1/2													1		15:29				
30	MARTINEZ RUIZ Elena	S	3/4	75		1/1				2/3						2	2	3					44:55				
31	MOLES LOPEZ Sara	S	0/3	0	0/1		0/2									1							53:14				
32	MENDEZ GARCÍA Patricia	S																					2:51				
33	SUAREZ MARTÍNEZ-GANDÍA Ines																						0:16				
34	ARCOS POVEDA Paula	S														2	2	1			1	2	34:44				
35	DIAZ VENTAS Julia																						13:35				
38	CAPDEVILLA BARBANY Martina		0/2	0	0/1			0/1								1		2					16:07				
39	LOIDI ETXANIZ June		1/4	25	0/1					1/3						1	1	3			1		26:20				
48	QUEVEDO PADRON Yuli Dacil																										
55	WIGGINS SANCHO Nicole																						48:30				
	Team / bench																										
	UKUPNO		20/43	47	3/12	6/9	2/5	4/7	1/2	4/8	0/0					6	7	5	15		4	3	4	2	4	0	0

#	Surname and name	Saves / shots								
		Tot.	%	9m	6m	Wing	7m	FB	Brk.	LD
33	SUAREZ MARTÍNEZ-GANDÍA Ines	1/2	50				1/2			
55	WIGGINS SANCHO Nicole	15/32	47	7/11	0/1	4/8	0/1	1/5	3/6	
	TOTAL	16/34	47	7/11	0/1	4/8	1/3	1/5	3/6	0/0

Coach: **Alfredo Rodriguez Alvarez**

Number of attacks: 54, Efficiency: 37%, Average Duration: 39,8 seconds

Attack by type of defense

	Shots	9m	6m	Wing	TF	E7	E2
On def. 6-0	13/31	3/12	5/8	2/4	13	7	4
On def. 5-1	1/2	0/0	1/1	0/1	1	0	1
On def. 4-2	0/0	0/0	0/0	0/0	1	0	0
On def. press.	1/1	0/0	0/0	0/0	0	0	0
Fastbreak	1/2				0	0	0

Defense by type

	Total	9m	6m	Wing	Stl.	C7	2m
Def. 6-0	3/11	1/7	0/0	2/3	4	0	4
Def. 5-1	4/18	2/10	1/2	0/4	0	2	0
Def. 4-2	5/10	1/4	0/1	2/2	0	1	0
Fastbreak	4/7				0	0	0

Attack with goalkeeper out

	Attack				Reaction		
	Att.	Eff.	Shots	TF	FB	LD	Tot.
GK out pl. minority	2	50%	1/2	0	0/0	0/0	0/0
GK in	52	37%	19/41	15	4/7	0/0	4/7

GK out attack is counted if one part or whole attack was GK out

Attack with player superiority/minority

	Attack				Reaction		
	Att.	Eff.	Shots	TF	FB	LD	Tot.
Superiority +1	9	67%	6/8	1	0/0	0/0	0/0
Normal	33	33%	11/24	12	4/6	0/0	4/6
Minority -1	5	40%	2/4	0	0/1	0/0	0/1

Player superiority counted at the end of attack (in case it changes during attack)

Defense with opponent goalkeeper out

	Attack				Reaction		
	Att.	Eff.	Shots	TF	FB	LD	Tot.
GK in	54	33%	18/49	12	1/2	0/0	1/2

Defense with player superiority/minority

	Attack				Reaction		
	Att.	Eff.	Shots	TF	FB	LD	Tot.
Minority -1	5	0%	0/5	0	0/0	0/0	0/0
Normal	33	42%	14/32	7	1/1	0/0	1/1
Superiority +1	9	22%	2/6	3	0/0	0/0	0/0

Jersey number
 Brk. Breakthrough sh.
 C7. Committed 7m
 LD Long distance sh.
 E2 Earned 2m pun.
 Tot. Total shooting
 6m 6m (line) shooting
 As. Assists
 YC. Yellow cards
 9m 9m shooting
 E7 Earned 7m pen.
 RC Red cards
 Wng. Wing shooting
 TF Technical Faults
 BC Blue cards
 FB Fastbreak sh.
 St. Steals
 Bk. Blocks
 7m 7m penalty sh.
 2m 2m punishments
 S Starting Line-up



IHF Women's Youth (U18) World Championship

Poland (Kielce)

Eighth final



Match Team Statistics

Match No. 66

Spain 20 - 18 Norway

(7 - 9) (13 - 9)

15.8.2018. 16:15

Attendance:

Hall Politechnika

Referees: Bartosz Leszczynski (POL) / Marcin Piechota (POL)

Shot distribution by player

24 M. Palomo Pineda

	1/1	0/1
	1/1	

25 I. Fernandez-Agusti
Martínez Gand

		1/1
	1/2	1/2

1 post 1/1 lob

26 J. Sobrepera Casol

		1/1
	1/2	
1/1		3/3

1 post 2 miss. 4 block

27 A. Spugnini
Santome

1/1		1/1
1/1	0/1	

28 S. Vallina Guerra

29 Y. Morales
Rodríguez

0/1		1/1

30 E. Martínez Ruiz

		2/3
		1/1

31 S. Moles Lopez

		0/1

2 miss.

32 P. Mendez García

34 P. Arcos Poveda

35 J. Diaz Ventas

38 M. Capdevilla
Barbany

2 miss.

39 J. Loidi Etxaniz

		1/1

3 post

48 Y. Quevedo Padron

TOTAL

	1/1	2/3
1/1	1/2	4/6
2/3	2/4	6/7

5 post 6 miss. 4 block 1/1 lob

Saves distribution goalkeepers

33 I. Suarez
Martínez-Gandía

1/1		0/1

55 N. Wiggins
Sancho

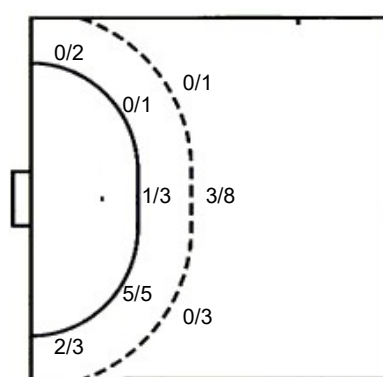
3/4		2/5
2/4	3/3	1/4
0/5	1/2	3/5

TOTAL

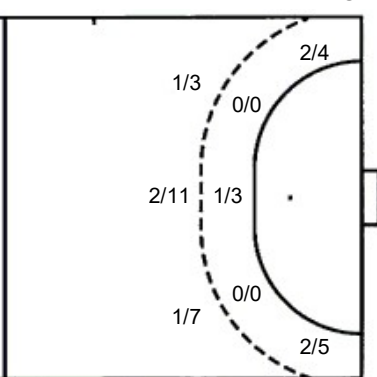
3/4		2/5
3/5	3/3	1/5
0/5	1/2	3/5

Shots by position

ATTACK



DEFENSE



7m penalties 4/7
Fastbreak 1/2
Breakthrough 4/8
Long dist. 0/0

7m penalties 2/3
Fastbreak 4/7
Breakthrough 3/6
Long dist. 0/0

Shooting statistics

Position	Goals	Sav.	Miss.	Post	Blk.	Total	%
Back (9m)	3	2	2	1	4	12	25
Line (6m)	6	3	0	0	0	9	67
Wing	2	0	2	1	0	5	40
7m penalties	4	1	1	1	0	7	57
Fastbreak	1	1	0	0	0	2	50
Breakthrough	4	1	1	2	0	8	50
Total	20	8	6	5	4	43	47

Jersey number Tot. Total shooting 6m 6m (line) shooting 9m 9m shooting Wng. Wing shooting FB Fastbreak sh. 7m 7m penalty sh.
Brk. Breakthrough sh. LD Long distance sh. As. Assists E7 Earned 7m pen. TF Technical Faults St. Steals 2m 2m punishments
C7. Committed 7m E2 Earned 2m pun. YC. Yellow cards RC Red cards BC Blue cards Blk. Blocks S Starting Line-up



IHF Women's Youth (U18) World Championship

Poland (Kielce)

Eighth final



Match Team Statistics

Match No. 66

Spain 20 - 18 Norway

(7 - 9) (13 - 9)

15.8.2018. 16:15

Attendance:

Hall Politechnika

Referees: Bartosz Leszczynski (POL) / Marcin Piechota (POL)

Norway

Igraer		Goals / shots									Attack				Def.			Penalties			TP			
#	Surname and name	S	Tot.	%	9m	6m	Wing	7m	FB	Brk.	LD	As.	E7	E2	TF	St.	C7	Bk	YC	2m		RC	BC	
1	SKOGRAND Eli Smorgrav	S													1	1								59:42
2	OYERHAMN Rikke Larsen		2/4	50			0/2		2/2															30:00
4	HOVE Tuva Ulsaker		1/3	33	0/1		0/1		1/1															23:35
5	KJOLHOLDT Henrikke Hauge	S	3/5	60			2/4		1/1						1	1	1							35:37
6	DEILA Thale Rushfeldt	S	0/4	0	0/3					0/1		1	1		3	1	3	1	1					36:35
8	SVELE Mia	S	3/8	38	2/3	0/1		1/2	0/1	0/1		1		1		1								43:29
11	DEILA Live Rushfeldt		1/4	25	0/2					1/2				2	2	1	1			1	1			27:18
12	FINNEIDE Vilde Tornes																							0:18
13	EIRIKSSON Kristin Loraas																							
14	FIGENSCHAU Marte Siren	S										1				1	1			1				33:19
18	MORCH Tiril Solumsmoen		1/2	50		1/2						1			2	1				1				26:20
22	NOVAK Kristina Sirum	S	3/12	25	1/9			1/1	0/1	1/1		4			1	1					1			38:45
26	MOEN Eva Erdal		1/1	100	1/1							1												4:03
28	HANSEN Marie Rokkones		0/2	0	0/2										1	1								13:51
30	SENDI Lorin		1/1	100						1/1		1			1									17:08
77	ARNESEN Rikke	S	2/3	67			2/2		0/1					1		1	1							30:00
	Team / bench																							
	UKUPNO		18/49	37	4/21	1/3	4/9	2/3	4/7	3/6	0/0	8	3	4	12	6	7	4	2	5	0	0		

Goalkeepers		Saves / shots								
#	Surname and name	Tot.	%	9m	6m	Wing	7m	FB	Brk.	LD
1	SKOGRAND Eli Smorgrav	7/26	27	2/5	3/9	0/2	0/3	1/2	1/5	
12	FINNEIDE Vilde Tornes	1/2	50			1/2				
	TOTAL	8/28	29	2/5	3/9	0/2	1/5	2/2	1/5	0/0

Coach: Knut Ove Joa

Number of attacks: 54, Efficiency: 33%, Average Duration: 26,8 seconds

Attack by type of defense

	Shots	9m	6m	Wing	TF	E7	E2
On def. 6-0	3/11	1/7	0/0	2/3	3	0	4
On def. 5-1	4/18	2/10	1/2	0/4	8	2	0
On def. 4-2	5/10	1/4	0/1	2/2	1	1	0
Fastbreak	4/7				0	0	0

Defense by type

	Total	9m	6m	Wing	Stl.	C7	2m
Def. 6-0	13/31	3/12	5/8	2/4	2	7	4
Def. 5-1	1/2	0/0	1/1	0/1	3	0	1
Def. 4-2	0/0	0/0	0/0	0/0	1	0	0
Def. press.	1/1	0/0	0/0	0/0	0	0	0
Fastbreak	1/2				0	0	0

Attack with goalkeeper out

	Attack				Reaction		
	Att.	Eff.	Shots	TF	FB	LD	Tot.
GK in	54	33%	18/49	12	1/2	0/0	1/2

GK out attack is counted if one part or whole attack was GK out

Attack with player superiority/minority

	Attack				Reaction		
	Att.	Eff.	Shots	TF	FB	LD	Tot.
Superiority +1	5	0%	0/5	0	0/0	0/0	0/0
Normal	33	42%	14/32	7	1/1	0/0	1/1
Minority -1	9	22%	2/6	3	0/0	0/0	0/0

Player superiority counted at the end of attack (in case it changes during attack)

Defense with opponent goalkeeper out

	Attack				Reaction		
	Att.	Eff.	Shots	TF	FB	LD	Tot.
GK out (7 on 6)	0	0%	0/0	0	0/0	0/0	0/0
GK in	52	37%	19/41	15	4/7	0/0	4/7

Defense with player superiority/minority

	Attack				Reaction		
	Att.	Eff.	Shots	TF	FB	LD	Tot.
Minority -1	9	67%	6/8	1	0/0	0/0	0/0
Normal	33	33%	11/24	12	4/6	0/0	4/6
Superiority +1	5	40%	2/4	0	0/1	0/0	0/1

Jersey number Tot. Total shooting 6m 6m (line) shooting 9m 9m shooting Wng. Wing shooting FB Fastbreak sh. 7m 7m penalty sh.
 Brk. Breakthrough sh. LD Long distance sh. As. Assists E7 Earned 7m pen. TF Technical Faults St. Steals 2m 2m punishments
 C7. Committed 7m E2 Earned 2m pun. YC. Yellow cards RC Red cards BC Blue cards Blk. Blocks S Starting Line-up



IHF Women's Youth (U18) World Championship

Poland (Kielce)

Eighth final



Match Team Statistics

Match No. 66

Spain 20 - 18 Norway

(7 - 9) (13 - 9)

15.8.2018. 16:15

Attendance:

Hall Politechnika

Referees: Bartosz Leszczynski (POL) / Marcin Piechota (POL)

Shot distribution by player

2 R. Oyerhamn

		0/1
0/1		1/1
1/1		

4 T. Hove

1/1		

1 post 1 miss.

5 H. Kjolholdt

0/1		
1/1		
1/1	1/1	0/1

6 T. Deila

0/1		0/1

1 miss. 1 block

8 M. Svele

		0/1
1/2		
1/1		1/2

2 post

11 L. Deila

0/1		1/1
	0/1	

1 block

13 K. Eiriksson

14 M. Figenschau

18 T. Morch

1/1		

1 post

22 K. Novak

0/1		1/1
	0/1	2/2
		0/1

1 post 4 miss. 1 block

26 E. Moen

1/1		

28 M. Hansen

	0/1	

1 block

30 L. Sendi

		1/1

77 R. Arnesen

		1/1
		1/1
	0/1	

TOTAL

1/4		3/5
2/5	0/3	4/5
5/5	1/2	2/5

5 post 6 miss. 4 block

Saves distribution goalkeepers

1 E. Skogrand

	0/1	1/3
0/1	1/2	2/6
0/2	2/3	1/7

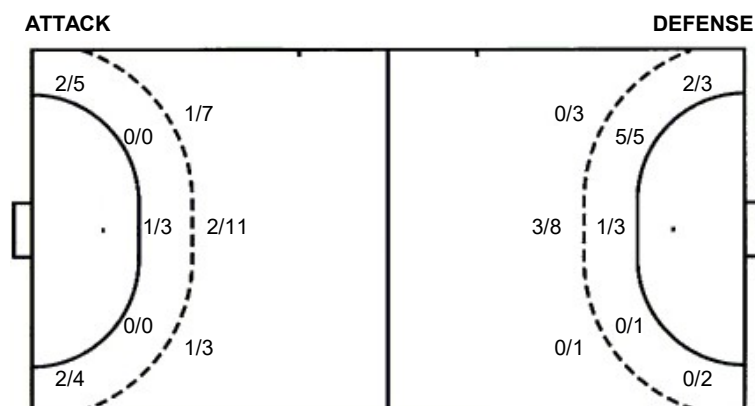
12 V. Finneide

1/1	0/1	

TOTAL

	0/1	1/3
0/1	1/2	2/6
1/3	2/4	1/7

Shots by position



Shooting statistics

Position	Goals	Sav.	Miss.	Post	Blk.	Total	%
Back (9m)	4	7	4	2	4	21	19
Line (6m)	1	0	0	2	0	3	33
Wing	4	4	1	0	0	9	44
7m penalties	2	1	0	0	0	3	67
Fastbreak	4	1	1	1	0	7	57
Breakthrough	3	3	0	0	0	6	50
Total	18	16	6	5	4	49	37

7m penalties 2/3
Fastbreak 4/7
Breakthrough 3/6
Long dist. 0/0

7m penalties 4/7
Fastbreak 1/2
Breakthrough 4/8
Long dist. 0/0