



IHF Women's Youth (U18) World Championship

Poland (Kielce)

Preliminary Round - Group D



Match Team Statistics

Match No. 12

Spain 39 - 21 Kazakhstan

(16 - 10) (23 - 11)

7.8.2018. 20:00

Attendance: 150

Hall Politechnika

Referees: Heidi Elsaied (EGY) / Yasmina Elsaied (EGY)

Shot distribution by player

24 M. Palomo Pineda

1/1		2/2

25 I. Fernandez-Agusti Martínez Gand

		1/1
1/1		1/2

1 post 1 miss. 1/1 lob

26 J. Sobrepera Casol

1/1		1/2
		3/3
		1/3

1 post 2 miss.

27 A. Spugnini Santome

		1/1

28 S. Vallina Guerra

1/1		
	2/2	

29 Y. Morales Rodríguez

1/1		

30 E. Martínez Ruiz

	1/1	1/1
	1/1	

31 S. Moles Lopez

		1/1

1 post

32 P. Mendez García

		2/2

1 block

34 P. Arcos Poveda

		0/1

35 J. Diaz Ventas

		2/2
1/1		

1 miss.

38 M. Capdevilla Barbany

		1/1

2 miss.

39 J. Loidi Etxaniz

3/3		4/4

1 post

48 Y. Quevedo Padron

		1/1
1/1		2/2

TOTAL

1/1		4/5
7/7	1/1	18/20
2/2	3/3	2/4

4 post 6 miss. 1 block 1/1 lob

Saves distribution goalkeepers

33 I. Suarez Martínez-Gandía

0/1	0/1	1/1
1/5		3/7

55 N. Wiggins Sancho

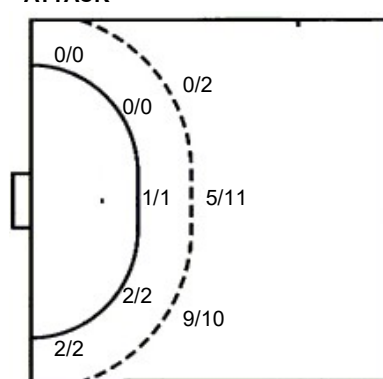
1/1	1/1	2/2
1/2	1/2	2/7
0/3		

TOTAL

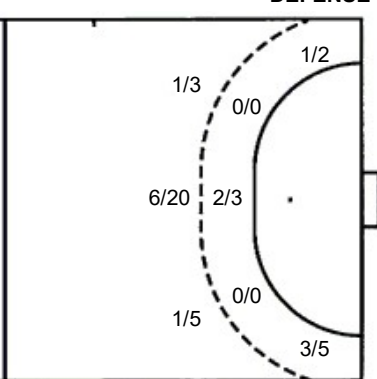
1/2	1/2	3/3
2/7	1/2	5/14
0/3		

Shots by position

ATTACK



DEFENSE



7m penalties 3/5
Fastbreak 17/21
Breakthrough 0/1
Long dist. 0/0

7m penalties 1/1
Fastbreak 4/5
Breakthrough 1/1
Long dist. 1/1

Shooting statistics

Position	Goals	Sav.	Miss.	Post	Blk.	Total	%
Back (9m)	14	3	4	1	1	23	61
Line (6m)	3	0	0	0	0	3	100
Wing	2	0	0	0	0	2	100
7m penalties	3	1	0	1	0	5	60
Fastbreak	17	1	2	1	0	21	81
Breakthrough	0	0	0	1	0	1	0
Total	39	5	6	4	1	55	71

Jersey number Tot. Total shooting 6m 6m (line) shooting 9m 9m shooting Wng. Wing shooting FB Fastbreak sh. 7m 7m penalty sh.
Brk. Breakthrough sh. LD Long distance sh. As. Assists E7 Earned 7m pen. TF Technical Faults St. Steals 2m 2m punishments
C7. Committed 7m E2 Earned 2m pun. YC. Yellow cards RC Red cards BC Blue cards Blk. Blocks S Starting Line-up



IHF Women's Youth (U18) World Championship

Poland (Kielce)

Preliminary Round - Group D



Match Team Statistics

Spain 39 - 21 Kazakhstan

7.8.2018. 20:00

Match No. 12

(16 - 10) (23 - 11)

Attendance: 150

Hall Politechnika

Referees: Heidi Elsaied (EGY) / Yasmina Elsaied (EGY)

Kazakhstan

#	Surname and name	S	Goals / shots								Attack			Def.			Penalties			TP				
			Tot.	%	9m	6m	Wing	7m	FB	Brk.	LD	As.	E7	E2	TF	St.	C7	Blk	YC		2m	RC	BC	
1	AITMAGAMBETOVA Danagul																						22:22	
3	STEPANOVA Kristina	S	4/11	36	3/10						1/1			1		2	3	1					37:04	
4	SYZDYKOVA Lunara	S	3/5	60	0/2	1/1					2/2			1		6	4						42:06	
7	ZHAPAROVA Aida	S	5/8	63	4/5	1/2	0/1									2		3			2		58:13	
8	MALYSHEVA Alessya	S	2/9	22	1/8								1/1	1		5		1			1		46:13	
9	MURZAGUL Assem		0/3	0	0/3									1		3							16:53	
10	KHAMITOVA Aruzhan															2					1		16:34	
11	KIRILLOVA Xeniya	S												1	1								40:23	
12	ZHANIBEKZY Arukhan	S																					37:38	
13	KARYMSAK Aidana		2/2	100		1/1										3							26:48	
15	TOLYKBAY Zhanelya																						3:53	
19	PERNEBEK Kunsulu															1		1			1		21:04	
21	SEITKASSYM Zhanerke		4/5	80		3/4					1/1					3							20:51	
96	ISKAKOVA Feruza	S	1/3	33		0/1	1/1	0/1								3							29:58	
Team / bench																								
UKUPNO			21/46	46	8/28	2/3	4/7	1/1	4/5	1/1	1/1			5	1	2	31	5	5	0	0	5	0	0

Goalkeepers		Saves / shots									
#	Surname and name	Tot.	%	9m	6m	Wing	7m	FB	Brk.	LD	
1	AITMAGAMBETOVA Danagul	3/15	20	1/6	0/1	0/1	1/2	1/5			
12	ZHANIBEKZY Arukhan	2/29	7	2/11	0/2	0/1	0/2	0/13			
TOTAL		5/44	11	3/17	0/3	0/2	1/4	1/18	0/0	0/0	

Coach: Berik Beknazarov

Number of attacks: 70, Efficiency: 30%, Average Duration: 29,7 seconds

Attack by type of defense

	Shots	9m	6m	Wing	TF	E7	E2
On def. 6-0	8/26	5/20	1/1	2/5	19	1	2
On def. 5-1	7/13	3/8	1/2	2/2	12	0	0
Fastbreak	4/5				0	0	0

Defense by type

	Total	9m	6m	Wing	Stl.	C7	2m
Def. 6-0	13/22	10/18	2/2	1/1	3	5	5
Def. 5-1	6/7	4/5	1/1	1/1	2	0	0
Fastbreak	17/21				0	0	0

Attack with goalkeeper out

	Attack				Reaction		
	Att.	Eff.	Shots	TF	FB	LD	Tot.
GK in	70	30%	21/46	31	17/21	0/0	17/21

GK out attack is counted if one part or whole attack was GK out

Defense with opponent goalkeeper out

	Attack				Reaction		
	Att.	Eff.	Shots	TF	FB	LD	Tot.
GK in	69	57%	39/54	17	4/5	1/1	5/6

Attack with player superiority/minority

	Attack				Reaction		
	Att.	Eff.	Shots	TF	FB	LD	Tot.
Superiority +1	8	63%	5/5	2	2/2	0/0	2/2
Normal	42	26%	11/26	19	10/12	0/0	10/12
Minority -1	17	24%	4/13	9	5/6	0/0	5/6

Player superiority counted at the end of attack (in case it changes during attack)

Defense with player superiority/minority

	Attack				Reaction		
	Att.	Eff.	Shots	TF	FB	LD	Tot.
Minority -1	17	65%	11/13	4	2/2	0/0	2/2
Normal	44	59%	26/36	10	2/3	0/0	2/3
Superiority +1	6	33%	2/3	3	0/0	1/1	1/1

Jersey number Tot. Total shooting 6m 6m (line) shooting 9m 9m shooting Wng. Wing shooting FB Fastbreak sh. 7m 7m penalty sh.
 Brk. Breakthrough sh. LD Long distance sh. As. Assists E7 Earned 7m pen. TF Technical Faults St. Steals 2m 2m punishments
 C7. Committed 7m E2 Earned 2m pun. YC. Yellow cards RC Red cards BC Blue cards Blk. Blocks S Starting Line-up



IHF Women's Youth (U18) World Championship

Poland (Kielce)

Preliminary Round - Group D



Match Team Statistics

Match No. 12

Spain 39 - 21 Kazakhstan

(16 - 10) (23 - 11)

7.8.2018. 20:00

Attendance: 150

Hall Politechnika

Referees: Heidi Elsaied (EGY) / Yasmina Elsaied (EGY)

Shot distribution by player

3 K. Stepanova

0/1	0/1	0/2
0/1	0/1	3/3
1/1		

1 block

4 L. Syzdykova

1/1		2/2

2 block

7 A. Zhaparova

1/1		2/4
2/2		

1 block

8 A. Malysheva

0/1	1/1	1/3

1 post 1 miss. 2 block

9 A. Murzagul

2 post 1 block

10 A. Khamitova

11 X. Kirillova

13 A. Karymsak

1/1		

1/1 lob

15 Z. Tolykbay

19 K. Pernebek

21 Z. Seitkassym

1/1	1/1	
2/2		0/1

96 F. Iskakova

		0/1
		1/1

1 miss.

TOTAL

1/2	1/2	0/3
5/7	1/2	9/14
3/3		

3 post 2 miss. 7 block 1/1 lob

Saves distribution goalkeepers

1 D. Aitmagambetova

		0/2
0/1		2/10
		1/1

12 A. Zhanibekkyzy

0/1		1/3
0/6	0/1	0/10
0/2	0/3	1/3

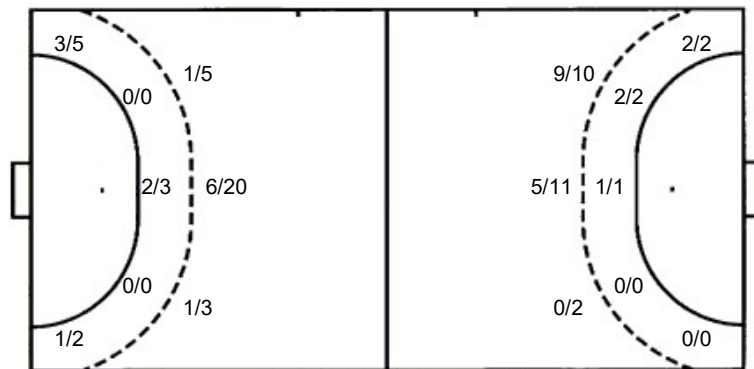
TOTAL

0/1		1/5
0/7	0/1	2/20
0/2	0/3	2/4

Shots by position

ATTACK

DEFENSE



7m penalties 1/1
Fastbreak 4/5
Breakthrough 1/1
Long dist. 1/1

7m penalties 3/5
Fastbreak 17/21
Breakthrough 0/1
Long dist. 0/0

Shooting statistics

Position	Goals	Sav.	Miss.	Post	Blk.	Total	%
Back (9m)	8	9	1	3	7	28	29
Line (6m)	2	1	0	0	0	3	67
Wing	4	3	0	0	0	7	57
7m penalties	1	0	0	0	0	1	100
Fastbreak	4	0	1	0	0	5	80
Breakthrough	1	0	0	0	0	1	100
Total	20	13	2	3	7	45	44