



IHF Women's Youth (U18) World Championship

Poland (Kielce)

Preliminary Round - Group D



Match Team Statistics

Match No. 11

France 20 - 16 Montenegro

(9 - 6) (11 - 10)

7.8.2018. 18:00

Attendance: 100

Hall Politechnika

Referees: Georgi Doychinov (BUL) / Yulian Goretsov (BUL)

France

#	Surname and name	S	Goals / shots								Attack				Def.			Penalties			TP			
			Tot.	%	9m	6m	Wing	7m	FB	Brk.	LD	As.	E7	E2	TF	St.	C7	Bk	YC	2m		RC	BC	
1	PORTES Laura																							13:24
2	PEILLON Melina	S	5/5	100					5/5															41:40
3	LEBLEVEC Julie															1								17:01
5	MAIROT Clarisse	S	2/3	67	1/1	1/2								1						1				33:40
7	LOUIS Marie		2/2	100		1/1	1/1																	7:40
8	DI ROCCO Ilona															3								6:20
9	LASM Laura	S	1/3	33	1/3								1		1	4								43:42
10	WAJOKA Suzanne	S	3/5	60			0/2		2/2	1/1					2	2								52:00
11	PORA Ninon		0/1	0	0/1										1	2								8:36
12	ANDRE Floriane												1											37:45
13	MOORE Soralie	S	3/5	60	1/3					2/2				2	1	2								28:35
14	OUATTARA Adja		1/1	100					1/1						1			1			1			19:37
15	JARRIGE Eva		2/5	40	2/4				0/1						2		2			1	1			39:01
17	DEMBELE Audrey																							
19	FOPPA Pauletta	S	1/2	50		1/2								3			2	1	1		1			45:53
20	JACQUES Emma	S	0/3	0	0/3											3			1					25:06
	Team / bench																							
	UKUPNO		20/35	57	5/15	3/5	1/3	5/5	3/4	3/3	0/0	2	5	3	18	6	5	2	1	4	0	0		

#	Surname and name	Saves / shots								
		Tot.	%	9m	6m	Wing	7m	FB	Brk.	LD
1	PORTES Laura	5/10	50	2/4	2/3		0/1	1/1		0/1
12	ANDRE Floriane	10/21	48	6/9	1/4	2/3	0/3	1/2		
	TOTAL	15/31	48	8/13	3/7	2/3	0/4	2/3	0/0	0/1

Coach: Laurent Puigsegur

Number of attacks: 48, Efficiency: 42%, Average Duration: 35,3 seconds

Attack by type of defense

	Shots	9m	6m	Wing	TF	E7	E2
On def. 6-0	12/26	5/15	3/5	1/3	18	5	3
Fastbreak	3/4				0	0	0

Defense by type

	Total	9m	6m	Wing	Stl.	C7	2m
Def. 6-0	10/33	5/22	4/8	1/3	6	5	4
Fastbreak	1/3				0	0	0

Attack with goalkeeper out

	Attack				Reaction		
	Att.	Eff.	Shots	TF	FB	LD	Tot.
GK in	48	42%	20/35	18	1/3	1/1	2/4

GK out attack is counted if one part or whole attack was GK out

Defense with opponent goalkeeper out

	Attack				Reaction		
	Att.	Eff.	Shots	TF	FB	LD	Tot.
GK in	47	34%	16/41	11	3/4	0/0	3/4

Attack with player superiority/minority

	Attack				Reaction		
	Att.	Eff.	Shots	TF	FB	LD	Tot.
Superiority +1	12	58%	7/7	5	0/0	1/1	1/1
Normal	11	27%	3/7	5	1/2	0/0	1/2
Minority -1	8	25%	2/8	3	0/1	0/0	0/1
Minority -2	2	50%	1/2	0	0/0	0/0	0/0

Player superiority counted at the end of attack (in case it changes during attack)

Defense with player superiority/minority

	Attack				Reaction		
	Att.	Eff.	Shots	TF	FB	LD	Tot.
Minority -2	2	50%	1/2	0	0/0	0/0	0/0
Minority -1	8	25%	2/6	5	0/1	0/0	0/1
Normal	11	45%	5/13	2	2/2	0/0	2/2
Superiority +1	11	36%	4/9	0	0/0	0/0	0/0

Jersey number Tot. Total shooting 6m 6m (line) shooting 9m 9m shooting Wng. Wing shooting FB Fastbreak sh. 7m 7m penalty sh.
 Brk. Breakthrough sh. LD Long distance sh. As. Assists E7 Earned 7m pen. TF Technical Faults St. Steals 2m 2m punishments
 C7. Committed 7m E2 Earned 2m pun. YC. Yellow cards RC Red cards BC Blue cards Bk. Blocks S Starting Line-up



IHF Women's Youth (U18) World Championship

Poland (Kielce)

Preliminary Round - Group D



Match Team Statistics

Match No. 11

France 20 - 16 Montenegro

(9 - 6) (11 - 10)

7.8.2018. 18:00

Attendance: 100

Hall Politechnika

Referees: Georgi Doychinov (BUL) / Yulian Goretsov (BUL)

Shot distribution by player

2 M. Peillon

3/3		2/2

3 J. Leblevec

5 C. Mairot

1/1		1/1

1 post

7 M. Louis

1/1		1/1

8 I. Di Rocco

9 L. Lasm

1/1		

1 post 1 miss.

10 S. Wajoka

2/2		1/1

2 miss.

11 N. Pora

		0/1

13 S. Moore

1/1		
0/1		
2/2		

1 miss.

14 A. Ouattara

1/1		

15 E. Jarrige

	0/1	1/1
		1/2

1 post

17 A. Dembele

19 P. Foppa

		1/2

20 E. Jacques

		0/1
0/1		

0/1

TOTAL

1/1	0/1	1/2
2/4		2/3
9/10		5/7

3 post 4 miss.

Saves distribution goalkeepers

1 L. Portes

	1/1	0/1
2/2		2/3
0/1		0/1

12 F. Andre

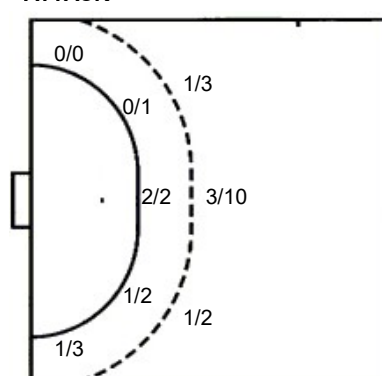
0/1	1/1	0/1
3/6	1/1	3/3
2/5		0/1

TOTAL

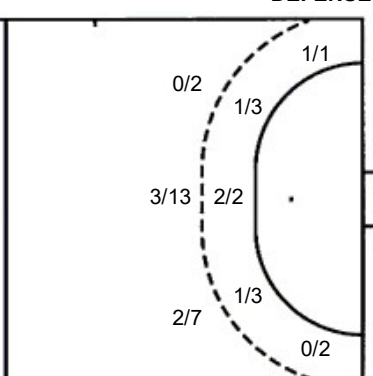
0/1	2/2	0/2
5/8	1/1	5/6
2/6		0/2

Shots by position

ATTACK



DEFENSE



7m penalties 5/5
Fastbreak 3/4
Breakthrough 3/3
Long dist. 0/0

7m penalties 4/4
Fastbreak 1/3
Breakthrough 0/0
Long dist. 1/1

Shooting statistics

Position	Goals	Sav.	Miss.	Post	Blk.	Total	%
Back (9m)	5	6	2	2	0	15	33
Line (6m)	3	1	0	1	0	5	60
Wing	1	0	2	0	0	3	33
7m penalties	5	0	0	0	0	5	100
Fastbreak	3	1	0	0	0	4	75
Breakthrough	3	0	0	0	0	3	100
Total	20	8	4	3	0	35	57



IHF Women's Youth (U18) World Championship

Poland (Kielce)

Preliminary Round - Group D



Match Team Statistics

Match No. 11

France 20 - 16 Montenegro

(9 - 6) (11 - 10)

7.8.2018. 18:00

Attendance: 100

Hall Politechnika

Referees: Georgi Doychinov (BUL) / Yulian Goretsov (BUL)

Montenegro

#	Surname and name	S	Goals / shots								Attack				Def.			Penalties			TP		
			Tot.	%	9m	6m	Wing	7m	FB	Brk.	LD	As.	E7	E2	TF	St.	C7	Bk	YC	2m		RC	BC
1	BABOVIC Anastasija	S																					58:42
3	HETEMI Tina																						
4	BEHAROVIC Arnela																						
5	BOZOVIC Marija	S	5/5	100		1/1		4/4						1	1	1							30:15
6	RADOVIC Marija		1/2	50			1/1		0/1														53:15
7	GLOBAREVIC Milica	S																					22:16
8	POPOVIC Andrijana																						
9	DJUKIC Lucija															1							11:36
10	COROVIC Nada		1/1	100	1/1								1	1	2	1							10:04
11	GODEC Ivana	S	1/4	25		1/3			0/1				1	1	1	3		2		1	2		59:54
15	DZAFEROVIC Katarina		2/9	22	2/8			0/1							1	1							27:52
16	PANDUREVIC Danica																						
17	VUKCEVIC Nikolina	S	3/4	75		1/1	0/1		1/1					1	1	1	1						48:19
18	RAICEVIC Milica	S	1/8	13	0/6	1/2									2	1	2		1			1	43:09
19	DZAFEROVIC Ksenija																						
20	KNEZEVIC Nikolina	S	2/8		2/7	0/1							1			1	3					1	54:38
	Team / bench																						1
	UKUPNO		16/41	39	5/22	4/8	1/3	4/4	1/3	0/0	1/1		2	4	4	11	8	5	0	3	3	0	0

#	Surname and name	Saves / shots								
		Tot.	%	9m	6m	Wing	7m	FB	Brk.	LD
1	BABOVIC Anastasija	8/28	29	6/11	1/4	0/1	0/5	1/4	0/3	
	TOTAL	8/28	29	6/11	1/4	0/1	0/5	3/4	0/3	0/0

Coach: **Bojana Popovic**

Number of attacks: 47, Efficiency: 34%, Average Duration: 40,6 seconds

Attack by type of defense

	Shots	9m	6m	Wing	TF	E7	E2
On def. 6-0	10/33	5/22	4/8	1/3	11	4	4
Fastbreak	1/3				0	0	0

Defense by type

	Total	9m	6m	Wing	Stl.	C7	2m
Def. 6-0	12/26	5/15	3/5	1/3	8	5	3
Fastbreak	3/4				0	0	0

Attack with goalkeeper out

	Attack				Reaction		
	Att.	Eff.	Shots	TF	FB	LD	Tot.
GK in	47	34%	16/41	11	3/4	0/0	3/4

GK out attack is counted if one part or whole attack was GK out

Defense with opponent goalkeeper out

	Attack				Reaction		
	Att.	Eff.	Shots	TF	FB	LD	Tot.
GK in	48	42%	20/35	18	1/3	1/1	2/4

Attack with player superiority/minority

	Attack				Reaction		
	Att.	Eff.	Shots	TF	FB	LD	Tot.
Superiority +2	2	50%	1/2	0	0/0	0/0	0/0
Superiority +1	8	25%	2/6	5	0/1	0/0	0/1
Normal	11	45%	5/13	2	2/2	0/0	2/2
Minority -1	11	36%	4/9	0	0/0	0/0	0/0

Player superiority counted at the end of attack (in case it changes during attack)

Defense with player superiority/minority

	Attack				Reaction		
	Att.	Eff.	Shots	TF	FB	LD	Tot.
Minority -1	12	58%	7/7	5	0/0	1/1	1/1
Normal	11	27%	3/7	5	1/2	0/0	1/2
Superiority +1	8	25%	2/8	3	0/1	0/0	0/1
Superiority +2	2	50%	1/2	0	0/0	0/0	0/0

Jersey number Tot. Total shooting 6m 6m (line) shooting 9m 9m shooting Wng. Wing shooting FB Fastbreak sh. 7m 7m penalty sh.
 Brk. Breakthrough sh. LD Long distance sh. As. Assists E7 Earned 7m pen. TF Technical Faults St. Steals 2m 2m punishments
 C7. Committed 7m E2 Earned 2m pun. YC. Yellow cards RC Red cards BC Blue cards Bk. Blocks S Starting Line-up



IHF Women's Youth (U18) World Championship

Poland (Kielce)

Preliminary Round - Group D



Match Team Statistics

Match No. 11

France 20 - 16 Montenegro

(9 - 6) (11 - 10)

7.8.2018. 18:00

Attendance: 100

Hall Politechnika

Referees: Georgi Doychinov (BUL) / Yulian Goretsov (BUL)

Shot distribution by player

3 T. Hetemi

4 A. Beharović

5 M. Bozovic

1/1		1/1
2/2		1/1

6 M. Radovic

	0/1	
1/1		

7 M. Globarevic

8 A. Popovic

9 L. Djukic

10 N. Corovic

		1/1

11 I. Godec

	0/1	0/1

1 miss. 1/1 lob

15 K. Dzaferovic

2/4		0/1

1 post 2 miss. 1 block

16 D. Pandurevic

17 N. Vukcevic

	0/1	
1/1		

2/2 lob

18 M. Raicevic

0/1		0/2
0/1		1/1

1 post 1 miss. 1 block

19 K. Dzaferovic

20 N. Knezevic

0/2		1/2
1/2		

2 miss.

TOTAL

1/1	0/2	2/2
3/8	0/1	1/6
4/6		2/2

2 post 6 miss. 2 block 3/3 lob

Saves distribution goalkeepers

1 A. Babovic

0/1	1/1	1/2
2/4		1/3
1/10		2/7

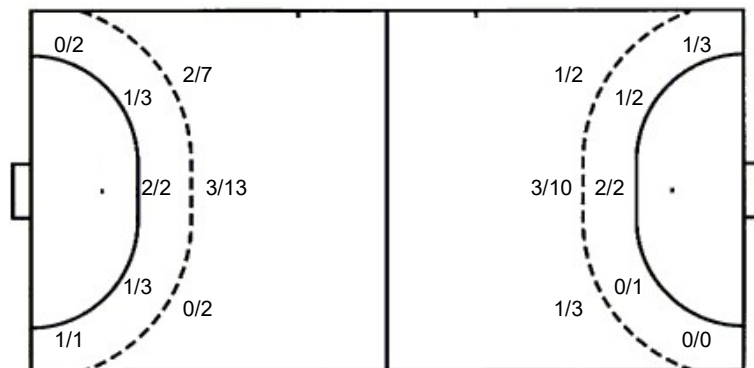
TOTAL

0/1	1/1	1/2
2/4		1/3
1/10		2/7

Shots by position

ATTACK

DEFENSE



7m penalties 4/4
Fastbreak 1/3
Breakthrough 0/0
Long dist. 1/1

7m penalties 5/5
Fastbreak 3/4
Breakthrough 3/3
Long dist. 0/0

Shooting statistics

Position	Goals	Sav.	Miss.	Post	Blk.	Total	%
Back (9m)	5	8	5	2	2	22	23
Line (6m)	4	3	1	0	0	8	50
Wing	1	2	0	0	0	3	33
7m penalties	4	0	0	0	0	4	100
Fastbreak	1	2	0	0	0	3	33
Breakthrough	0	0	0	0	0	0	0
Total	15	15	6	2	2	40	38

Jersey number Tot. Total shooting 6m 6m (line) shooting 9m 9m shooting Wng. Wing shooting FB Fastbreak sh. 7m 7m penalty sh.
Brk. Breakthrough sh. LD Long distance sh. As. Assists E7 Earned 7m pen. TF Technical Faults St. Steals 2m 2m punishments
C7. Committed 7m E2 Earned 2m pun. YC. Yellow cards RC Red cards BC Blue cards Blk. Blocks S Starting Line-up