



Men's Olympic Qualification Tournaments Denmark



Preliminary Round - Group C

Match Team Statistics

FRI 8 APR 2016
18:00
Herning

Match No: 1

NOR 35 - 29 BRN
(16 - 15) (19 - 14)

Referees: RASHED Mohamed / EL-SAYED Tamer (EGY)

NOR - Norway

| Players | | Shots | | | | | | | | Offence | | Defence | | Penalties | | | TP | |
|---------------|----------------------|-------|-----|-------|------|-----|-----|-----|-----|---------|----|---------|----|-----------|------|----|----|-------|
| No. | Name | G/S | % | 6m | Wing | 9m | 7m | FB | BT | AS | TF | ST | BS | YC | 2Min | RC | | DR |
| 5 | SAGOSEN Sander | 3/7 | 43 | 2/4 | | 1/1 | 0/1 | | 0/1 | 5 | 3 | | 3 | | | | | 43:10 |
| 6 | KRISTENSEN Thomas | 1/1 | 100 | 1/1 | | | | | | | | | | | | | | 3:26 |
| 7 | HYKKERUD Joakim | | | | | | | | | | 1 | | | | | | | 4:19 |
| 8 | MYRHOL Bjarte | 5/6 | 83 | 3/4 | | | | 2/2 | | 1 | 1 | 1 | | 1 | 1 | | | 39:57 |
| 9 | OVERBY Petter | | | | | | | | | | | | | | | | | 9:26 |
| 11 | MAMELUND Erlend | 1/1 | 100 | | | | | 1/1 | | 1 | | 1 | 1 | | | | | 9:37 |
| 12 | EREVIK Ole | | | | | | | | | 1 | | | | | | | | 30:00 |
| 13 | RAMBO Christoffer | 3/4 | 75 | | | 1/1 | | | 2/3 | 3 | 1 | | 1 | 1 | | | | 31:29 |
| 17 | JONDAL Magnus | 3/6 | 50 | 1/2 | 2/3 | | | 0/1 | | 2 | 1 | 1 | | | | | | 58:39 |
| 19 | BJORNSEN Kristian | 10/11 | 91 | 1/1 | 6/6 | | 0/1 | 3/3 | | 2 | | | | | | | | 54:17 |
| 21 | GULLERUD Magnus | | | | | | | | | | 1 | | | | | | | 14:33 |
| 22 | SORHEIM Goran | | | | | | | | | | | | | | | | | |
| 24 | O SULLIVAN Christian | 3/4 | 75 | 1/1 | 0/1 | | | | 2/2 | 4 | 2 | 1 | | 1 | | | | 35:57 |
| 27 | REINKIND Harald | 2/4 | 50 | 1/2 | | 0/1 | | 1/1 | | 3 | | | | | | | | 25:41 |
| 30 | BERGERUD Torbjorn S. | | | | | | | | | | 1 | | | | | | | 30:00 |
| 89 | HANSEN Espen Lie | 4/4 | 100 | 2/2 | | | | 1/1 | 1/1 | 3 | 1 | | | | | 1 | | 29:29 |
| | Bench/Team | | | | | | | | | | | | | | | | | |
| Totals | | 35/48 | 73 | 12/17 | 8/10 | 2/3 | 0/2 | 8/9 | 5/7 | 25 | 12 | 4 | 5 | 3 | 2 | | | |

| Goalkeepers | | Total Shots | | 6m Shots | | Wing Shots | | 9m Shots | | 7m Shots | | Fast Breaks | | Breakthroughs | |
|---------------|----------------------|-------------|----|----------|----|------------|---|----------|----|----------|----|-------------|----|---------------|---|
| No. | Name | S/S | % | S/S | % | S/S | % | S/S | % | S/S | % | S/S | % | S/S | % |
| 12 | EREVIK Ole | 6/21 | 29 | 4/11 | 36 | | | | | 1/2 | 50 | 1/5 | 20 | | |
| 30 | BERGERUD Torbjorn S. | 10/24 | 42 | 4/7 | 57 | | | 5/6 | 83 | | | 1/3 | 33 | | |
| Totals | | 16/45 | 36 | 8/18 | 44 | | | 5/7 | 71 | 1/4 | 25 | 2/8 | 25 | | |

| Team Shots | Goals | Saves | Missed | Post | Blocked | Total | % |
|---------------|-------|-------|--------|------|---------|-------|----|
| 6m Shots | 12 | 4 | | | 1 | 17 | 71 |
| Wing Shots | 8 | 1 | | 1 | | 10 | 80 |
| 9m Shots | 2 | | 1 | | | 3 | 67 |
| 7m Shots | | 1 | 1 | | N/A | 2 | 0 |
| Fast Breaks | 8 | 1 | | | | 9 | 89 |
| Breakthroughs | 5 | 2 | | | | 7 | 71 |
| Totals | 35 | 9 | 2 | 1 | 1 | 48 | 73 |

Number of Attacks: 58, Scoring Efficiency: 60%



Men's Olympic Qualification Tournaments Denmark



Preliminary Round - Group C

Match Team Statistics

FRI 8 APR 2016
18:00
Herning

Match No: 1

NOR 35 - 29 BRN
(16 - 15) (19 - 14)

Referees: RASHED Mohamed / EL-SAYED Tamer (EGY)

NOR - Norway

Shots Distribution

Players

Goals / Shots

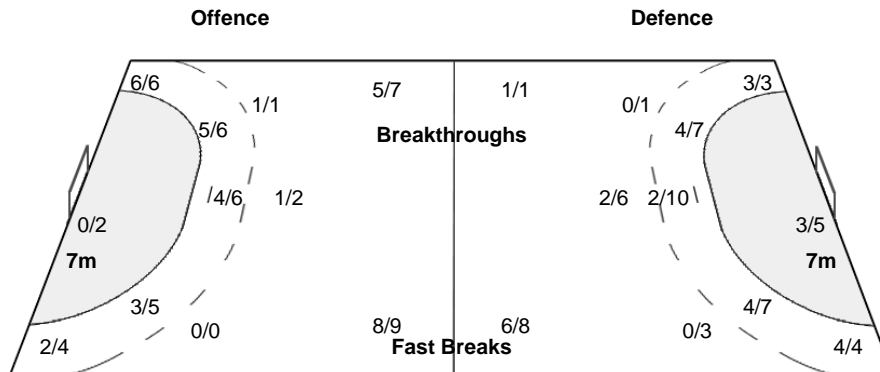
| 5 SAGOSEN S | 6 KRISTENSEN T | 7 HYKKERUD J | 8 MYRHOL B | 9 OVERBY P | 11 MAMELUND E | 12 EREVIK O |
|-------------|----------------|--------------|------------|------------|---------------|-------------|
| 1/2 | 1/3 | | 1/1 | | | |
| 1/1 | 1/1 | | 1/1 | 1/1 | 1/1 | |
| | | | 1/1 | 0/1 | 1/1 | |
| 1-Blocked | | | | | | |

| 13 RAMBO C | 17 JONDAL M | 19 BJORNSEN K | 21 GULLERUD M | 22 SORHEIM G | 24 O SULLIVAN C | 27 REINKIND H |
|------------|-------------|---------------|---------------|--------------|-----------------|---------------|
| | | 2/2 | 2/2 | | 1/1 | |
| | 2/3 | 1/1 | 4/4 | | 2/2 | 1/1 |
| | 1/1 | 0/1 | 1/1 | | | 0/1 |
| | | | | | | 1/1 |
| 1-Missed | | | | 1-Post | | 1-Missed |

| 30 BERGERUD T | 89 HANSEN E |
|---------------|-------------|
| | 1/1 |
| | 1/1 |
| | 1/1 |

Team Goals / Shots

| | | |
|----------|--------|-----------|
| 4/4 | 2/2 | |
| 4/6 | 4/6 | 12/13 |
| 3/4 | 3/5 | 3/3 |
| 2-Missed | 1-Post | 1-Blocked |



Goalkeepers Saves / Shots

| | | |
|-----|-----|------|
| 0/1 | 0/1 | 1/4 |
| 5/7 | 6/7 | 3/11 |
| 0/5 | 1/5 | 0/3 |

12 EREVIK O

| | | |
|-----|-----|-----|
| 0/1 | | 1/1 |
| 0/1 | 2/3 | 3/7 |
| 0/4 | 0/2 | 0/2 |

30 BERGERUD T

| | | |
|-----|-----|-----|
| | 0/1 | 0/3 |
| 5/6 | 4/4 | 0/4 |
| 0/1 | 1/3 | 0/1 |



Men's Olympic Qualification Tournaments Denmark

Preliminary Round - Group C



Match Team Statistics

FRI 8 APR 2016
18:00
Herning

Match No: 1

NOR 35 - 29 BRN
(16 - 15) (19 - 14)

Referees: RASHED Mohamed / EL-SAYED Tamer (EGY)

BRN - Bahrain

| Players | | Shots | | | | | | | | Offence | | Defence | | Penalties | | | TP | |
|---------------|--------------------|-------|-----|-------|------|------|-----|-----|-----|---------|----|---------|----|-----------|------|----|----|-------|
| No. | Name | G/S | % | 6m | Wing | 9m | 7m | FB | BT | AS | TF | ST | BS | YC | 2Min | RC | | DR |
| 7 | HASAN Qasim | | | | | | | | | | | | | | | | | |
| 8 | ALFARDAN Hasan | 1/1 | 100 | 1/1 | | | | | | | 1 | | | 1 | | | | 44:05 |
| 10 | ABDULQADER Jaafar | 0/4 | 0 | 0/2 | | 0/2 | | | | 2 | | | | | | | | 14:11 |
| 14 | ABDULQADER Mahmood | 3/3 | 100 | | 2/2 | | 1/1 | | | 1 | 1 | 1 | | | | | | 30:00 |
| 17 | ISA Hasan | | | | | | | | | | | | | | | | | |
| 21 | ABDULLA Mohamed | | | | | | | | | 1 | | | | | | | | 60:00 |
| 24 | ALKHAZNA Ali | | | | | | | | | | | | | | | | | |
| 27 | ASKANI Bilal | 4/4 | 100 | | 4/4 | | | | | | | | | | 1 | | | 60:00 |
| 50 | ALMAQABI Ahmed | 2/3 | 67 | 0/1 | | | | 2/2 | | 1 | 2 | | | 1 | | | | 16:37 |
| 51 | ALMAQABI Mohamed | 6/13 | 46 | 3/6 | | 1/4 | 2/2 | 0/1 | | 5 | 3 | 1 | | | | | | 35:58 |
| 70 | YAQOOB Yusuf | | | | | | | | | | | | | | | | | |
| 77 | ALSALATNA Jasim | 3/9 | 33 | 2/6 | | 0/1 | 0/1 | | 1/1 | 1 | 1 | | | | | | | 44:03 |
| 78 | ABDULQADER Ali | | | | | | | | | | | | | | | | | |
| 89 | SAAD Mahdi | 3/5 | 60 | | 1/1 | 1/1 | 0/1 | 1/2 | | | | 1 | | | | | | 28:49 |
| 93 | HABIB Mohamed | 2/3 | 67 | 0/1 | | | | 2/2 | | 6 | | 1 | | | | | | 37:27 |
| 99 | ALSAYYAD Husain | 5/10 | 50 | 4/7 | | 0/2 | | 1/1 | | 5 | 2 | 2 | 1 | 1 | | 1 | | 48:50 |
| | Bench/Team | | | | | | | | | | | | | | | | | |
| Totals | | 29/55 | 53 | 10/24 | 7/7 | 2/10 | 3/5 | 6/8 | 1/1 | 22 | 10 | 6 | 1 | 3 | 1 | 1 | | |

| Goalkeepers | | Total Shots | | 6m Shots | | Wing Shots | | 9m Shots | | 7m Shots | | Fast Breaks | | Breakthroughs | |
|---------------|-----------------|-------------|----|----------|----|------------|----|----------|---|----------|-----|-------------|----|---------------|----|
| No. | Name | S/S | % | S/S | % | S/S | % | S/S | % | S/S | % | S/S | % | S/S | % |
| 21 | ABDULLA Mohamed | 9/44 | 20 | 4/16 | 25 | 1/9 | 11 | | | 1/1 | 100 | 1/9 | 11 | 2/7 | 29 |
| 24 | ALKHAZNA Ali | | | | | | | | | | | | | | |
| 70 | YAQOOB Yusuf | | | | | | | | | | | | | | |
| Totals | | 9/44 | 20 | 4/16 | 25 | 1/9 | 11 | | | 1/1 | 100 | 1/9 | 11 | 2/7 | 29 |

| Team Shots | Goals | Saves | Missed | Post | Blocked | Total | % |
|---------------|-------|-------|--------|------|---------|-------|-----|
| 6m Shots | 10 | 8 | 3 | | 3 | 24 | 42 |
| Wing Shots | 7 | | | | | 7 | 100 |
| 9m Shots | 2 | 5 | 1 | | 2 | 10 | 20 |
| 7m Shots | 3 | 1 | | 1 | N/A | 5 | 60 |
| Fast Breaks | 6 | 2 | | | | 8 | 75 |
| Breakthroughs | 1 | | | | | 1 | 100 |
| Totals | 29 | 16 | 4 | 1 | 5 | 55 | 53 |

Number of Attacks: 58, Scoring Efficiency: 50%



Men's Olympic Qualification Tournaments Denmark



Preliminary Round - Group C

Match Team Statistics

FRI 8 APR 2016
18:00
Herning

Match No: 1

NOR 35 - 29 BRN
(16 - 15) (19 - 14)

Referees: RASHED Mohamed / EL-SAYED Tamer (EGY)

BRN - Bahrain

Shots Distribution

Players

Goals / Shots

| | | | | | | |
|-----------|--------------|-----------------|-----------------|----------|--------------|---------------|
| 7 HASAN Q | 8 ALFARDAN H | 10 ABDULQADER J | 14 ABDULQADER M | 17 ISA H | 21 ABDULLA M | 24 ALKHAZNA A |
| | 1/1 | 0/1 0/1 | 1/1 | 2/2 | | |
| | | 2-Blocked | | | | |

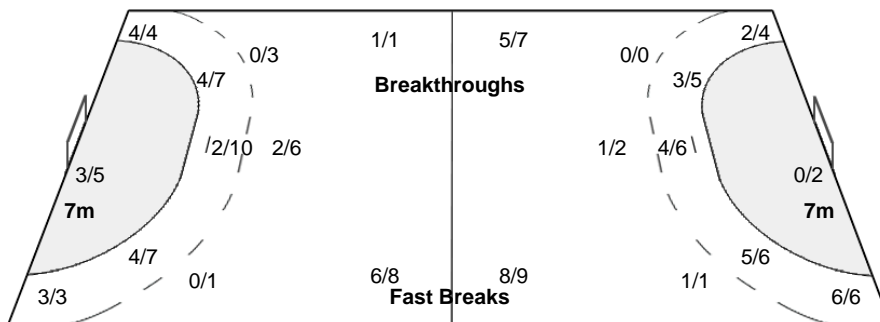
| | | | | | | |
|-------------|---------------|---------------|-------------|----------------|-----------------|-----------|
| 27 ASKANI B | 50 ALMAQABI A | 51 ALMAQABI M | 70 YAQOOB Y | 77 ALSALATNA J | 78 ABDULQADER A | 89 SAAD M |
| 1/1 | 1/1 | 1/1 | | 0/1 | | 1/1 |
| 1/1 | | 1/2 0/1 1/3 | | 0/1 0/1 3/3 | | 0/1 |
| | 1-Missed | 1-Missed | 1-Blocked | 2-Missed | 1-Blocked | 1-Post |

| | |
|------------|---------------|
| 93 HABIB M | 99 ALSAYYAD H |
| 0/1 | 0/1 |
| 2/2 | 1/4 |
| | 2/2 |
| | 1/1 |
| | 1-Blocked |

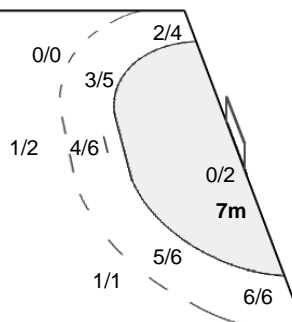
Team Goals / Shots

| | | |
|----------|--------|-----------|
| 1/1 | 1/1 | 3/4 |
| 2/7 | 1/7 | 8/11 |
| 5/5 | 4/5 | 3/3 |
| 4-Missed | 1-Post | 5-Blocked |

Offence



Defence



Goalkeepers Saves / Shots

| | | |
|-----|-----|------|
| 0/4 | 0/2 | |
| 2/6 | 2/6 | 1/13 |
| 1/4 | 2/5 | 0/3 |

| | | | |
|--------------|-----|-----|------|
| 21 ABDULLA M | 0/4 | 0/2 | |
| | 2/6 | 2/6 | 1/13 |
| | 1/4 | 2/5 | 0/3 |

| | | | |
|---------------|--|--|--|
| 24 ALKHAZNA A | | | |
|---------------|--|--|--|

| | | | |
|-------------|--|--|--|
| 70 YAQOOB Y | | | |
|-------------|--|--|--|

| Legend: | | | |
|---------|------------------------------|------|----------------------|
| % | Efficiency | 2Min | 2 Minute Suspensions |
| AS | Assists | BS | Blocked Shots |
| G/S | Goals/Shots | N/A | Not Applicable |
| ST | Steals | TO | Turnover |
| 6m | 6 metre Shots | BT | Breakthroughs |
| 7m | 7 metre Shots | No. | Uniform Number |
| DR | Disqualification with Report | TP | Time Played |
| RC | Red Cards | Wing | Wing Shots |
| 9m | 9 metre Shots | FB | Fast Breaks |
| S/S | Saves/Shots | YC | Yellow Cards |